

**CATALOGUE 2018**

**POLYPLAN®**



**TOOLS**

for polyester processing, glas-fibre reinforced plastics, liquid plastic coatings

**All prices stated are in € for each item and do not include V.A.T.**

**Bold print N° ( ) = order N°**

**The articles in this catalogue are manufactured in metric measurements.**

**As additional information for our customers, we provide approximate measurements in inch and foot.**

**Subject to alterations.**

**PPW-POLYPLAN-WERKZEUGE GMBH**

Phone: +49 (0)40 - 55 97 26 - 0

Fax: +49 (0)40 - 55 97 26 - 65

E-Mail: [ppw@polyplan.com](mailto:ppw@polyplan.com)

Internet: [www.polyplan.com](http://www.polyplan.com)

Home address:

Riekbornweg 20

D-22457 Hamburg

GERMANY





## Terms of Sale and Delivery

### I. Conclusion and subject of the contract

For our deliveries and other legal transactions, the terms detailed below apply exclusively. Any other arrangements, amendments, promises

and collateral agreements shall be invalid unless confirmed by us in writing. Purchase and payment terms stipulated by the buyer are not accepted by us. The buyer shall accept our Terms of Sale and Delivery even if they deviate from his usual purchase and payment terms. Any objections raised to order confirmations must be submitted in writing without delay, at the latest within one week.

The legal inefficacy of separate terms of the contract shall not render the entire contract invalid.

### II. Offers

All offers made are without engagement and subject to change unless expressly indicated to the contrary. In the latter case they are binding for one month only, calculated from the date of the offer, unless another period is specifically stated in the offer.

Obvious errors, spelling mistakes and miscalculations are without commitment on our part. All declarations, such as dimensions, weights, illustrations, descriptions, assembly drawings and illustrations, price lists are approximate only but determined as closely as possible, and are not binding on our part.

### III. Prices

All prices are quoted ex works excluding value-added tax. Confirmed prices apply only if the confirmed quantities are bought. In the event of price increases occurring between the date of the order confirmation and the supply of the goods, we are entitled to adjust the prices accordingly.

### IV. Delivery

Delivery is on account and risk of the buyer, even if carriage-free delivery has been agreed. If free delivery has been agreed, the risk passes to the buyer as soon as the vehicle arrives at ground level of the delivery address, or at the point nearest to this address that can be reasonably reached by the vehicle. We reserve the right to select the transport route and means of transport. Partial deliveries are admissible and shall be considered as independent deliveries. If the buyer does not accept the goods in time, or if he fails to observe the call dates, we are entitled to carry out the due delivery on the buyer's account and risk, either complete or partial, or to put the goods into storage and invoice them as delivered, to withdraw from the contract, either completely or partially, or finally to demand compensation on the grounds of nonfulfillment. Disruptions caused by fire, strikes, lockouts, shut-downs, official measures, lacking

supplies and force majeure which may prevent or impair the deliveries, entitle us, at our option, to rescind, either completely or partially or to postpone the deliveries accordingly without being liable for compensation. Non-observance of delivery times does not release the buyer from the obligation to accept the goods. For any damage caused by delay our liability is limited to 5% of the value of goods. The goods travel packaged as customary in this trade. Packaging is charged at cost price. Returned packaging material will be accepted and refunded only if specifically agreed upon. Insurance covering damage in transit, loss in transit and breakage will only be effected if expressly requested by the buyer and shall be charged to him.

### V. Warranty

Any complaints on the scope, amount, weight, dimensions, stability and kind of the goods must be made immediately but no later than three days after arrival and prior to use of the goods. Complaints concerning partial deliveries do not entitle the buyer to refuse acceptance of the entire delivery. Notifications of defects must be made in detail and in writing and must be received by us within seven days of arrival of the goods. Reprimands concerning hidden defects must be made immediately on discovery of the defect, at the latest, however, within two months after receipt of goods. If defective goods have been delivered, we are entitled, at our option to reduce the price, correct the defect or supply faultless replacement. We are entitled to supply replacement even if this cannot be effected immediately. Any replacement shall be supplied at the earliest possible date. Any further claims by the buyer on whatever legal grounds, especially concerning the compensation for damages that did not occur on the delivery item (consequential damage), are excluded. We are under no obligations to acquire replacements from other sources. No warranty whatsoever applies if the processing or use of the goods has already begun, or if the buyer himself or any third party has carried out, or tried to

carry out, repairs of our goods. The same applies to any goods which have been sold by the buyer either before or after a notification of defects has been made. In the case of manufacturing defects our warranty is limited to the warranty given by our suppliers. By negotiating a complaint, we are not waiving our objections to the existence of a defect, to the obligations for the supply of replacement, or to the time limit and sufficiency of the notification of defects.

### VI. Return of goods

Goods delivered by us will only be taken back if an agreement of this effect has been made and shall be returned in immaculate condition, carriage paid. Credits for returned goods are subject to a 10% deduction for costs pro-rata. Returns of specially made goods, or goods procured at the specific request of the customer, are excluded. For returned goods with a net value less than EUR 50.00, no credit notes will be made.

### VII. Payment

Unless agreed otherwise, our deliveries shall be paid for at once, at the latest 30 days after the date of the invoice. All payments shall be made exempt from charges for us. Payments effected within 10 days of receipt of the invoice are subject to a discount of 2 per cent, provided all payment obligations have been settled completely, including those for earlier deliveries. The discount is calculated based on the net invoice amount, after deduction of rebates, freight charges etc.. After the payment date, i.e. at the latest 30 days after the invoice date, interest will be charged at a rate of 8 per cent. This does not affect further claims concerning damages caused by delay. The day of receipt of any payment is the day on which our account is credited with the respective amount. Cheques are only accepted under reserve of their being honoured. Payment obligation shall persist even if the buyer has submitted complaints especially notifications of defects. The warranty detailed under Paragraph V shall be given on the understanding that the buyer has effected the payments due. Offsetting and claiming any lien or right of retention shall be excluded.

### VIII. Retention of title

All goods supplied by us under a delivery contract shall remain our property until payment in full has been made. In the case of a current account the retention of title shall be considered as security for our balance claim. The buyer is entitled to legally sell the goods supplied and the goods manufactured from these. He shall be obliged to impose our condition of retention of title on his customers. Without our written consent the buyer is not authorized to assign, pledge or transfer the goods by way of security. When selling the goods supplied by us, the buyer shall assign at that moment all claims against his customers, including ancillary rights and securities, until all payments to us have been made in full, and this assignment shall be accepted by us. If the goods are taken back on the basis of our retention of title or any other reason, the buyer shall be obliged to return the goods to us free of charge and shall be liable for any undervalue. We shall be entitled to collect the goods when enforcing our right of retention of title.

### IX. Place of performance and place of jurisdiction

The place of performance for deliveries is the place of dispatch of the goods. The place of performance for all obligations on the buyer's part is the location of our firm. The place of jurisdiction is the court competent for the location of our firm. The law of the Federal Republic of Germany applies. The provisions of the Hague Convention of 1964 on purchases and purchase contracts are excluded.

### X. Validity

If one instruction is or is going to be invalid, the validity of the other instructions will not be touched by this.

04/2018

You find our actual private policy on [www.polyplan.com](http://www.polyplan.com)

**PPW-POLYPLAN-WERKZEUGE GMBH**  
**Hamburg – Germany**

Subject to alterations

# Index

	Page		Page		Page
Adhesive tapes.....	82	<b>Roller</b> .....	6–13	tesa.....	82
Barrel plug key .....	66	up to 30 cm .....	6	Telescopic elongator .....	7
Barrel tip-support + cart .....	67	Foam roller .....	13	Toothed blades 280 mm .....	40
Beech stirring sticks.....	79	Large area roller.....	11	Toothed blades 645 mm .....	42
Brushes .....	14–17	Mini roller.....	12–13	Toothed blades 1 Meter .....	43
Buckets.....	81	Structure roller .....	8	<b>Trowels + Spatula</b>	
Cocks .....	66	Roller cleaning box .....	9	Adhesive spreader .....	38
Dispenser .....	73	<b>Roller frames</b> .....	7–13	Bern type trowel .....	57
Easy cover.....	82	up to 30 cm .....	7	Circular trowel .....	56
Epoxyde joint board .....	70	for Large area roller .....	10+11	Coating trowel .....	34+35
Eyeglasses .....	77	for Mini roller .....	12+13	Coating spatula .....	36
Extension pole .....	7	Rubber blades.....	44+45	Concave tapered trowel.....	48–53
Filter masks .....	78	Rubber wiper.....	46	Corner trowel.....	58
Floor-sliding-case .....	64	Scatter tub .....	47	Derusting spatula .....	71
Funnel.....	72	Scissors.....	68	Flexi trowel .....	55
Gasmasks .....	76	Scoop .....	47	Flooring trowel.....	56
Gloves .....	74	<b>Scraper</b>		French type trowel.....	57
Knee pads .....	75	Floor scraper .....	70	Ixel trowel .....	58
Knives.....	68	Floor finish scraper .....	41+42	Japan smoothing spatula .....	71
Laminating roller .....	26–33	Hand tooth squeegee.....	45	Joint trowel .....	57
Measuring cups.....	72	Large surface scraper.....	39	Painter's spatula.....	71
Mixer and stirrer.....	59–61	Large surface jaggy scraper.....	42	Plaster spatula + trowel.....	57
Mixing jug.....	79	Rubber scraper .....	47	Pointed trowel.....	56
Mobile dispersion hoppit.....	37	Rust scraper.....	70	Profile trowel .....	51+53
Mortar mixing cart.....	63	Smoothing scraper.....	43	Rubber smoothing surfacer .....	70
Paint trough.....	80	Smoothing tooth scraper.....	43	Round trowel.....	50+52
Paint sprayer's mask.....	76	Spread scraper.....	46	Smoothing trowel .....	54–56
Pasteboard cups .....	79	Surface scraper.....	47	Surface spatula .....	71
PE-barrel .....	80	Tooth squeegee .....	44+45	Swedish trowel .....	54
Plastic apron .....	77	Triangular scraper .....	71	Sword type smoothing trowel .....	54
Plastic bowl .....	81	Window scraper .....	71	Tooth trowel.....	39
Pot with handle .....	81	Scraper grating .....	9	Tongue trowel.....	57
Power trowel .....	65	Screed grinder .....	79	TYVEK .....	77
Primer brush.....	69	Screed shoes .....	25	Water sweeper .....	46
Protection eyeglasses.....	77	Sealing cord applicator .....	69	Wetcoating-thickness-gauge .....	73
Protective visor .....	74	Sieve inserts .....	72	Wooden scraper.....	79
		Solar scale .....	33	Wooden smoothing tool .....	69
		Spiked prop .....	58		
		Spiked roller plastic.....	18–20		
		Spiked roller metal .....	21		
		Spiked shoes and slipper.....	23–25		
		Spiked wheel.....	62		
		Splash guard for roller .....	9+22		
		Spraybottle .....	72		
		Stick holder .....	47		



## Roller

hard-wearing model, **solvent-resistant**, rigid PE body, with internal tube, approx. 50 mm ~2 inch internal diameter, sleeve-like pile cover

**Nylon pile 14 mm** ~5/8 inch pile tightly curled, superior material absorption, for substantial coating heights, e.g. for prime coat

width cm	7	12	18	25
width inch	~2 3/4	4 3/4	7 1/8	10
	(3107 N)	(3112 N)	(3118 N)	(3125 N)




(3125 N)



(3125 P)




(3125 PK)



(3125 PG)



(3625 MH)



(3125 PW)

**Perlon pile 18 mm** ~3/4 inch pile, twisted, ends roughened, superior material absorption, for good coating heights

width cm	12	18	25
width inch	4 3/4	7 1/8	10
	(3112 P)	(3118 P)	(3125 P)

## Roller

**solvent-resistant**, rigid body of extra hard synthetic material, with internal tube approx. 50 mm ~2 inch internal diameter, spirally glued pile

**Perlon pile 12 mm** ~1/2 inch pile woven, black stripes for non-fuzzy coatings

width cm	25 ~10 inch
	(3125 PK)

**Perlon pile 8 mm** ~5/16 inch pile woven, black and yellow stripes for thin coating, absolutely non-fuzzy

width cm	25 ~10 inch
	(3125 PG)

**Mohair plush 4 mm** ~3/16 inch pile woven, goat's hair (no plastics) for very thin coatings, to remove air bubbles

width cm	12	18	25
width inch	4 3/4	7 1/8	10
	(3612 MH)	(3618 MH)	(3625 MH)

**For water diluted acrylic varnishes:**

**Glattflor 5 mm** ~15/64 inch pile, highly compressed plush for exceptional varnish absorption, for varnishing on plane surfaces, the coatings are extremley smooth without any blemishes

width cm	25 ~10 inch
	(3125 PW)

## Roller frames series 32

fits all aforementioned pile rollers, galvanized steel frame 8 mm  
~ $\frac{5}{16}$  inch diameter, M8 thread at end of handle, waxed removable  
square wooden grip or hollow plastic grip, two attachment types

width cm	7	12	18	25
width inch	~2 $\frac{3}{4}$	4 $\frac{3}{4}$	7 $\frac{1}{8}$	10

Slide-on attachment + hollow plastic handle


(3207 DK) (3212 DK) (3218 DK) (3225 DK)

Screw-in attachment + hollow plastic handle

(3207 SK) (3212 SK) (3218 SK) (3225 SK)

Screw-in attachment + square wooden handle

– (3212 S) (3218 S) (3225 S)



## Hollow metal handle (3201)

30 mm ~ $\frac{3}{16}$  inch diameter, for all frames of series 32  
with M8 internal thread, prolongable with broomstick

## Brass screw (3200)

for frames with screw

## Extension pole (150 V)

fits all frames of series 32 with M8 internal  
screw thread and clamp, made of wood

150 cm ~60 inch long; 28 mm ~ $\frac{1}{8}$  inch diameter

## Telescopic extension pole

made of light metal, extensible. A roller handle can be screwed into  
the internal thread M8. With bayonet-lock, suitable for hollow plastic  
and metal handles.

extensible	75 cm ~30 inch	to	150 cm to ~60 inch	(150 LM)
------------	-------------------	----	-----------------------	----------


extensible	150 cm ~60 inch	to	300 cm to ~120 inch	(300 LM)
------------	--------------------	----	------------------------	----------

extensible	200 cm ~80 inch	to	400 cm to ~160 inch	(400 LM)
------------	--------------------	----	------------------------	----------



## Structure roller

for plastic effects are only suitable for **solvent-free** plastics.  
The cover is made of a seamless foam sleeve and a liquid-tight roller body.  
These rollers are provided with a seal accepting only frames of series **32--S/SK** (see page 7).



## Moltopren roller

	width cm	18	25	50*
	width inch	~7 1/8	10	20
Structure: fine		(8018 F)	(8025 F)	(8050 F)*
Structure: coarse		(8018 G)	(8025 G)	(8050 G)*

### \* U-shaped roller frame (3250U)

for Moltopren roller 50 cm width, adjustable with wing screws, steel galvanized

## Porosen roller



for particularly vivid strong plastic effects.  
Covered with seamless Moltopren foam sleeve.

	width cm	18	25
	width inch	~7 1/8	10
		(8018 P)	(8025 P)

## Equalizing roller

Mohair plush, for making textures with viscous plastic coatings,  
**solvent-resistant**

	width cm	18	25
	width inch	~7 1/8	10
		(3618 E)	(3625 E)



## Loop rollers <

blue texture roller, **solvent-resistant**

**25 cm** ~10 inch width

fits roller frame **(3225D/DK)**

**(3725 S)**

**50 cm** ~20 inch width

fits U-shaped roller frame **(3250 U)**

see above

**(3750 S)**



## Bitumen roller (3125 BL)

robust construction with full-length brass axis and metal sides, **heat-resistant**, with genuine lambswool approx. 20 mm ~3/4 inch pile, width 25 cm ~10 inch.  
Fits roller frame **(3225 S/SK)**



## Accessories for rollers up to 25 cm

### Splash guard (3825 C) <

to clamp on a steel frame of 8 mm  $\sim 5/16$  inch diameter,  
**Made of solvent resistant PP.** Suitable for spiked  
roller and pile roller with up to 25 cm width and  
max. 110 mm  $\sim 4 \frac{11}{32}$  inch roller diameter.



### Roller cleaning box (32B) <

made of **solvent-resistant** plastic. Inner height 330 mm  
 $\sim 13 \frac{3}{16}$  inch. Usabel for fur rollers and spiked rollers up to  
a width of 25 cm  $\sim 10$  inch, maximum roller diameter of  
110 mm  $\sim 4 \frac{5}{16}$  inch. With holding pin for storage of brushes.



More accessories on page 81.



**Large area roller <**


hard-wearing design, approx. 50 mm ~2 inch internal diameter.  
The core is made of solvent-resistant, plastic-saturated hard paper.  
The advantage compared to a plastic tube is, that the roller will remain stiff. The roller does not wield, does not deform and the liquid coatings are not shifted.



(3140 P)

**Perlon pile 18 mm** ~3/4 inch pile, twisted, ends roughened, superior material absorption, for good coating heights


<b>width of roller cm</b>	<b>40</b>	<b>60</b>	<b>100</b>
width of roller inch	~16	~24	~40
	<b>(3140 P)</b>	<b>(3160 P)</b>	<b>(3199 P)</b>



(3140 PK)

**Perlon pile 12 mm** ~1/2 inch pile woven, black stripes for non-fuzzy coatings

<b>width of roller cm</b>	<b>40</b>	<b>60</b>
width of roller inch	~16	~24
	<b>(3140 PK)</b>	<b>(3160 PK)</b>



(3140 PG)

**Perlon pile 8 mm** ~5/16 inch pile woven, black and yellow stripes for thin coating, absolutely non-fuzzy

<b>width of roller cm</b>	<b>40</b>	<b>60</b>
width of roller inch	~16	~24
	<b>(3140 PG)</b>	<b>(3160 PG)</b>

### Large area roller <

**Glattflor 5 mm** ~ 15/64 inch pile, highly compressed plush for exceptional varnish absorption, for varnishing on plane surfaces, the coatings are extremely smooth without any blemishes

width of roller cm

60

width of roller inch

~24

(3160 PW)



**Mohair plush 4 mm** ~3/16 inch pile woven, goat's hair (no plastics) for very thin coatings, to remove air bubbles

width of roller cm

60

width of roller inch

~24

(3660 MH)



to fit large-area roller:

### U-Shaped roller frame <

**adjustable** with wing-screws, metal hollow for the extension with a stick, steel galvanized

<b>width cm</b>	<b>40</b>	<b>60</b>	<b>100</b>
width inch	~16	~24	~40
	(3240 U)	(3260 U)	(3299 U)

Extension poles on page 7.



(6060 P) (6100 P)



(6150 P)



(6100 MH)



(6100 N)



(6150 PG)



(6100 PG)



(6150 PW)



(6100 PW)



(6220)

(6260 K)

(6260)

(6280)

Mini roller

easy to exchange, 15 mm  $\sim \frac{5}{8}$  inch internal diameter, 25–35 mm  $\sim 1$  inch –  $1 \frac{3}{8}$  inch external diameter depending on the cover, **solvent-resistant**.

width mm	80	100	150
width inch	$\sim 3 \frac{1}{8}$	$\sim 4$	$\sim 6$

Perlon pile 13 mm  $\sim \frac{1}{2}$  inch (6060 P) (6100 P) (6150 P)

Mohair plush 4 mm  $\sim \frac{3}{16}$  inch (6060 MH) (6100 MH) (6150 MH)

Nylon pile 13 mm  $\sim \frac{1}{2}$  inch (6060 N) (6100 N) (6150 N)

Perlon pile 7 mm  $\sim \frac{9}{32}$  inch (6100 PG) (6150 PG)

Glattflor 5 mm  $\sim \frac{13}{64}$  inch (6100 PW) (6150 PW)

Frames for mini roller

galvanized steel bow 6 mm  $\sim \frac{1}{4}$  inch diameter, fits all mini rollers, except (6050 P), (6320 P) and foam roller (6050 M).

round waxed wooden handle

	length:	
short	approx. 30 cm $\sim 12$ inch	(6220)
medium	approx. 45 cm $\sim 18$ inch	(6260)
long	approx. 80 cm $\sim 32$ inch	(6280)

hollow plastic handle

medium	approx. 45 cm $\sim 18$ inch	(6260 K)
--------	------------------------------	----------



## Mini roller double thick (6320 P)

approx. 10 mm  $\sim \frac{3}{8}$  inch perlon pile, **30 mm**  $\sim 1 \frac{3}{16}$  inch internal diameter, **50 mm**  $\sim 2$  inch external diameter, 120 mm  $\sim 4 \frac{3}{4}$  inch wide, **solvent-resistant**



(6320 P)

## Frame for mini roller double thick (6321)

galvanized steel bow **6 mm**  $\sim \frac{1}{4}$  inch diameter with hollow plastic handle, approx. 42 cm  $\sim 16 \frac{3}{4}$  inch length




(6321)

## Mini mini roller

approx. 10 mm  $\sim \frac{3}{8}$  inch perlon pile, **15 mm**  $\sim \frac{5}{8}$  inch internal diameter, 60 mm  $\sim 2 \frac{3}{8}$  inch wide, **solvent-resistant**

Roller (6050 P)

Frame (6250 K)



(6250 K)

(6050 P)

## Foam rollers

made of Moltopren, approx. 35 mm  $\sim 1 \frac{3}{8}$  inch diameter in total, suitable for varnishings and single-component plastics, **not resistant to solvents.**

	width mm	60	100
	width inch	$\sim 2 \frac{1}{2}$	$\sim 4$
Structure fine	(6050 M)	(6100 M)	
Structure coarse		(6100 G)	
Frame with plastic handle	(6250 K)	(6260 K)	
Frame with wooden handle		(6260)	



(6100 M)

(6260)



(6100 G)

(6260 K)



(6050 M)

(6250 K)

Paint brushes



(614)

Corner brush (614) flat <

pure China bristles. Flat angular wooden handle, approx. 40 cm ~15 3/4 inch long, vulcanized, **solvent-resistant**

width mm	25	40	50	60	75
width inch	1	1 1/2	2	2 1/2	3



(611)

Corner brush (611) flat

pure light-coloured bristles. Flat angular wooden handle, 40 cm ~15 3/4 inch long, vulcanized, **solvent-resistant**

width mm	25	40	50	60	75
width inch	1	1 1/2	2	2 1/2	3



(615)

Corner brush, metal-free (615)

flat angular plastic handle, PA-ferrule, **solvent-resistant**, not corroding, light coloured China bristles.

width mm	25	40	50	60	75
width inch	1	1 1/2	2	2 1/2	3



(617 S)

Corner brush (617 S) flat

special type, extra strong, approx. 20 mm ~3/4 inch, pure black China bristles

width mm	70	100
width inch	~2 3/4	4



(6810 S)

Flat brush (6810 S)

angular, pure black China bristles, copper-lacquer ferrule

width mm	10	15	20	25	30
width inch	~3/8	5/8	3/4	1	1 3/16



(681 S)

Flat brush (681 S)

pure black China bristles, copper-lacquer ferrule

width mm	10	15	20	25	30
width inch	~3/8	5/8	3/4	1	1 3/16

## Flat brush (6406 S)

wide nickel ferrule, pure black China bristles

width mm	25	40	50	60
width inch	1	1 1/2	2	2 1/2



(6406 S)

## Gel coat brush (622) <

lightcoloured elastic China bristles, vulcanized, approx. 7 mm  $\sim 9/32$  inch thick, specifically for applying fine coats

width mm	25	40	50	60	75	100
width inch	1	1 1/2	2	2 1/2	3	4



(622)

## Flat brush (6406) <

pure light-coloured bristles, flat unlacquered handles, wide metal collars, solvent-resistant

width mm	12	20	30	40	50	60	70	80	100
width inch	$\sim 1/2$	$3/4$	$1 3/16$	$1 1/2$	2	$2 1/2$	$2 3/4$	$3 1/8$	4
thickness mm	10	11	13	14	15	17	18	19	21
thickness inch	$\sim 3/8$	$7/16$	$1/2$	$9/16$	$5/8$	$1/16$	$23/32$	$3/4$	$13/16$



(6406)

## Konex brush (624)

made of light-coloured synthetic fibre, for solvent containing or waterbased varnishings, top-finish, with ferrule made of stainless steel and wooden handle

width mm	50	75	100
width inch	2	3	4



(624)

## Joint brush (600)

light-coloured bristles, flat ferrule, short handle

No.	0	1	2	3	4
width* mm	11	13	16	19	22
width* inch	$\sim 7/16$	$1/2$	$5/8$	$3/4$	$7/8$



(600)

\* bottom at metal ferrule

## Diagonal line drawer (6719)

with long handle, diagonal bristles, well-suited for contrasting

width mm	15	25
width inch	$\sim 5/8$	1



(6719)



**Round brush (6932)**

round with angular stick, with plastic supporting band, with screw, light-coloured bristles

No.	8	10	12	14	16
Ø mm	35	40	45	50	55
Ø inch	~1 3/8	1 1/2	1 3/4	2	2 3/16



**Spare stick (6932 ST)**

**Round brush head (6932 A)**

sparehead no.14, approx. 50 mm ~2 inch diameter, orel-fibre for acrylic varnishes. With plastic supporting band and screw, fits the spare stick (6932 ST).



**Floor brush (6400)**

22 cm ~8 3/4 inch wide, 2.5 cm ~1 inch thick, vulcanized, bristle length 55 mm ~2 3/16 inch, with stick holder

**(6400 L)**

as above, 30 cm ~12 inch wide, bristle length 55 mm ~2 3/16 inch

**(6400 K)**

as above, 22 cm ~8 3/4 inch wide, bristle length 35 mm ~1 3/8 inch



**Surface brush (875) <**

plastic body with round plastic handle, pure bristles, thickness 30 mm, ~1 3/16 inch

width mm	70	100	120
width inch	~2 3/4	4	4 3/4



### Round industrial brush (9302)

pure light-coloured bristles, plastic supporting band

No.	2	4	6	8	10	12	14
Ø mm	20	25	30	35	40	45	50
Ø inch	~3/4	1	1 3/16	1 3/8	1 1/2	1 3/4	2



(9302)

### Round brush (900 S)

pure black and especially elastic China bristles, yellow string supporting band

No.	2	4	6	8	10	12	14
Ø mm	20	25	30	35	40	45	50
Ø inch	~3/4	1	1 3/16	1 3/8	1 1/2	1 3/4	2



(900 S)

### Ring brush (927)

plastic supporting band, pure bristles, vulcanized

No.	2	4	6	8	10	12
Ø mm	20	25	30	35	40	45
Ø inch	~3/4	1	1 3/16	1 3/8	1 1/2	1 3/4



(927)

### Dabbing brush (632)

Brush in a wooden body, 60 mm ~2 1/2 inch wide, 25 mm ~1 inch thick with grey stiff bristles. The stiff bristles air those places which cannot reached by a roller.



(632)

### Release lacquer brush <

moltopren foam material, leaves no brush marks, no bristles will fall out, not solvent-resistant

width mm	45 mm	60 mm
width inch	~1 3/4	2 1/2
	(986)	(987)



(986 + 987)

### Hollow-stick-brush (933)

with nylon bristles. With internal passage for cleaning liquids, conical plastic stick, resistant against oil and petrol. Size 10 = 40 mm diameter of head



(933)




POLYPLAN Spiked roller

is used to prevent unevenness when coating with liquid plastics containing solvents. After coating it is used to remove trapped air bubbles.

The spiked roller is made of solvent-resistant plastic. The types E, L and R are pulled up on a plastic impregnated core of hard paper and so the roller will remain stiff. The roller won't wing, won't be deformed, the liquid coating won't be moved.

The U-shaped bow has a bar with 8 mm diameter, so the bow cannot be bent by a transmission of power while coating. The bow is made of stainless steel, which has the advantage to galvanized steel that there is almost no abrasion and hardly any discolouration of the material of the roller bearings. Moreover, the roller bow won't get rusty after cleaning and long storing and can be used for a long time.

The widths from 7 to 25 cm are supplied with a one-sided bow, the widths from 50 to 100 cm are supplied with a U-shaped bow made of stainless steel.



POLYPLAN Spiked roller <

roller diameter 68 mm ~2 11/16 inch,  
length of spikes 11 mm ~7/16 inch

width cm	7	12	18	25
width inch	~2 3/4	4 3/4	7 1/8	10
	(3807 E)	(3812 E)	(3818 E)	(3825 E)

width	50*	75*	100*
width inch	20	30	40
	(3850 E)	(3875 E)	(3899 E)

\* These widths are supplied with a U-shaped metal bow made of stainless steel



POLYPLAN Spiked roller <

roller diameter 88 mm ~3 1/2 inch,  
length of spikes 21 mm ~13/16 inch

width cm	7	12	18	25
width inch	~2 3/4	4 3/4	7 1/8	10
	(3807 L)	(3812 L)	(3818 L)	(3825 L)

width cm	50*	75*	100*
width inch	20	30	40
	(3850 L)	(3875 L)	(3899 L)

\* These widths are supplied with a U-shaped metal bow made of stainless steel

# POLYPLAN Spiked roller <

roller diameter 108 mm ~4 1/4 inch, length of spikes 31 mm ~1 7/32 inch

width cm	7	12	18	25	50*	75*	100*
width inch	~2 3/4	4 3/4	7 1/8	10	20	30	40
	(3807 R)	(3812 R)	(3818 R)	(3825 R)	(3850 R)	(3875 R)	(3899 R)

\* These widths are supplied with a U-shaped metal bow made of stainless steel



(3807 R - 3825 R)


# POLYPLAN Spiked roller <

loose discs:

disc diameter 108 mm ~4 1/4 inch, length of spikes 31 mm ~1 7/32 inch

width cm	7	12	18	25	50*	75*	100*
width inch	~2 3/4	4 3/4	7 1/8	10	20	30	40
	(3807 S)	(3812 S)	(3818 S)	(3825 S)	(3850 S)	(3875 S)	(3899 S)


\* These widths are supplied with a U-shaped metal bow made of stainless steel



(3807 S - 3825 S)



... with extra long spikes



**POLYPLAN Spiked roller <**


roller diameter 135 mm ~5 5/16 inch, length of spikes  
**60 mm ~2 3/8 inch, loose discs**, therefore only  
available with a U-shaped bow, made of stainless steel

<b>width cm</b>	<b>25 cm</b>	<b>50 cm</b>	<b>75 cm</b>	<b>100 cm</b>
width inch	~10	20	30	40
	(3825 T)	(3850 T)	(3875 T)	(3899 T)

**POLYPLAN  
Spiked Roller <**

roller diameter 260 mm ~10 1/4 inch, length of spikes  
**100 mm ~4 inch, loose discs**, therefore only available  
with a U-shaped bow, made of stainless steel

<b>width cm</b>	<b>25</b>	<b>50</b>
width inch	~10	20
	(3525 L)	(3550 L)





## POLYPLAN metal spiked roller <

this type of spiked roller has very thin metal spikes, diameter 0.4 mm  $\sim 1/64$  inch.

Fitting extension poles on page 7.

### 25 cm wide

Complete with one-sided roller bow made of stainless steel and metal hollow handle

#### (3625KB)

roller diameter 68 mm  $\sim 2 \frac{11}{16}$  inch,  
length of spikes **12 mm**  $\sim 15/32$  inch

#### (3625LB)

roller diameter 84 mm  $\sim 3 \frac{5}{16}$  inch,  
length of spikes **20 mm**  $\sim 3/4$  inch

#### (3625 RB)

roller diameter 104 mm  $\sim 4 \frac{3}{64}$  inch,  
length of spikes **30 mm**  $\sim 1 \frac{3}{16}$  inch



(3625 LB)

### 50 cm wide

Complete with U-shaped metal bow made of stainless steel and metal hollow handle

#### (3650KB)


roller diameter 68 mm  $\sim 2 \frac{11}{16}$  inch,  
length of spikes **12 mm**  $\sim 15/32$  inch

#### (3650LB)

roller diameter 84 mm  $\sim 3 \frac{5}{16}$  inch,  
length of spikes **20 mm**  $\sim 3/4$  inch

#### (3650 RB)

roller diameter 104 mm  $\sim 4 \frac{3}{64}$  inch,  
length of spikes **30 mm**  $\sim 1 \frac{3}{16}$  inch




(3650 KB)

Splash guard for rollers


for spiked rollers and fur rollers with a width of 25 cm ~10 inch and an onesided holder we supply:

Splash guard (3825 C) <

to clamp on a steel bow of 8 mm ~5/16 inch diameter, made of solvent resistant PP. Suitable for spiked rollers and fur rollers with a width of up to 25 cm and a maximum roller diameter of 110 mm ~4 5/16 inch.



(3825 C)



Splash guard for U-shaped bow <

fit the rectangular fastening part of the U-shaped bow, secured by the screw of the handle. For spiked rollers and fur rollers with a width of up to 100 cm ~40 inch and a maximum roller diameter of 110 mm ~4 5/16 inch. Made of aluminium.

width cm	50	75	100
width inch	~20	30	40
	(3850 CM)	(3875 CM)	(3899 CM)



(3850 CM - 3899 CM)

## To walk on fresh coatings:

### POLYPLAN Spike slipper

These slippers are for walking on **higher** layers and are suitable for uneven floors. Due to the recessed set screws the spikes provide even more stability.

A better support is ensured by the robust raised edges. The straps can be fixed easily and do not pass underneath the sole.

### POLYPLAN Spike slipper (3700 K) <

complete with **pointed** hardened steel spikes 30 mm long and straps with **velcro fastener**



(3700 K)

### POLYPLAN Spike slipper (3700) <

complete with **pointed** hardened steel spikes 30 mm long and straps with **stinging buckles**



(3700)

To equip the slippers new, 22 replacement spikes per pair of slippers are required.

**Replacement spike (3800 N) <** pointed, 30 mm ~1 <sup>3</sup>/<sub>16</sub> inch length

**Replacement spike (3800 NG) <** pointed, 18 mm ~<sup>3</sup>/<sub>4</sub> inch length

**Replacement spike (3800 NL) <** pointed, 40 mm ~1 <sup>5</sup>/<sub>8</sub> inch length

**Replacement spike (3800 SS) <** blunt, 24 mm ~<sup>15</sup>/<sub>16</sub> inch length



(3700 S)

### POLYPLAN Spike slipper (3700 S) <

to walk on fresh coated roofs, with 24 mm long **blunt** hardened steel spikes and straps with **velcro fastener**



### POLYPLAN Spiked shoes (3800) <

By means of a more flexible sole, walking on fresh coatings is more comfortable.

POLYPLAN Spiked Shoes have a polypropylene body with grooves at the bottom side of the sole. Thereby the spiked shoes adjust better natural movement when walking.

The POLYPLAN Spiked shoes are delivered with hardened **pointed** steel spikes, 30 mm long ~1 <sup>3</sup>/<sub>16</sub> inch. Due to the straps with **stinging buckles** the spiked shoes can be easily fastened under any shoe.

### Replacement straps

straps with stinging buckles, short  
(3800 EK) <

Straps with stinging buckles, long  
(3800 EL) <



### POLYPLAN Spiked shoes (3800 K) <

as above, but fitted out with straps with **velcro fasteners**

### Replacement straps

straps with velcro fasteners, short  
(3800 KK) <

Straps with velcro fasteners, long  
(3800 KL) <

### Replacement Spike (3800 N) <

for POLYPLAN Spiked Shoes, 1 **pointed** hardened steel spike,  
length 30 mm ~1 <sup>3</sup>/<sub>16</sub> inch

22 pieces for 1 pair

### Replacement Spike (3800 NL) <

for POLYPLAN Spiked Shoes, 1 **pointed** hardened steel spike,  
length 40 mm ~1 <sup>5</sup>/<sub>8</sub> inch

22 pieces for 1 pair





### **POLYPLAN Spiked shoes (3800 S) <**

to walk on freshly coated roofs. The shoes have a polypropylene body and 24 mm long **blunt** spikes.

Due to the straps with stinging buckles the spiked shoes can be easily fastened under any shoe.



(3800 S)

### **Replacement spike (3800 SS) <**

for POLYPLAN spiked shoes, 22 pieces for 1 pair  
1 **blunt** steel spike, length 24 mm  $\sim \frac{5}{16}$  inch



(3803)


### **Screed shoes (3803) smooth <**

flat, made of plastic material, 200 x 400 mm  $\sim 7 \frac{7}{8}$  inch x 16 inch  
contact surface, complete with rubber straps, fit above every shoe

### **Rubber straps (3803 G) <**

for screed shoe

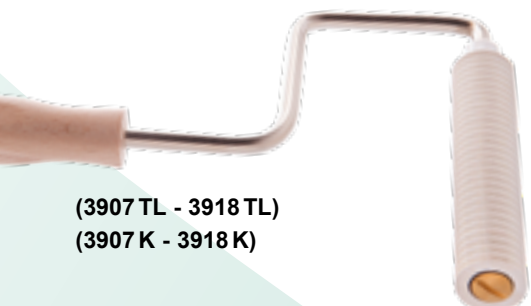
## Laminating Rollers for airing



(3907 G - 3918 G)



(5060 G + 5100 G)



(3907 TL - 3918 TL)  
(3907 K - 3918 K)



(5100 K)

### Groove roller <

all-metal roller made of brass **22 mm**  $\sim \frac{7}{8}$  inch diameter, secured by means of an M8 countersunk brass nut, with a screw-on frame of series 32\*

<b>width cm</b>	<b>7</b>	<b>12</b>	<b>18</b>
<b>width inch</b>	$\sim 2 \frac{3}{4}$	$4 \frac{3}{4}$	$7 \frac{1}{8}$
	(3907 G)	(3912 G)	(3918 G)

### Mini grooved roller <

all-metal roller made of brass **14 mm**  $\sim \frac{9}{16}$  inch diameter, on nickel-plated one-sided frame, 5 mm  $\sim \frac{13}{64}$  inch diameter, secured by a countersunk nut M5, round wooden grip

<b>width mm</b>	<b>60</b>	<b>100</b>
<b>width inch</b>	$\sim 2 \frac{3}{8}$	4
	(5060 G)	(5100 G)

### Grooved roller <

all-teflon roller of **25 mm**  $\sim 1$  inch diameter, countersunk nut, with a screw-on frame of series 32\*

<b>width cm</b>	<b>7</b>	<b>12</b>	<b>18</b>
<b>width inch</b>	$\sim 2 \frac{3}{4}$	$4 \frac{3}{4}$	$7 \frac{1}{8}$
	(3907 TL)	(3912 TL)	(3918 TL)

all-polyamide roller of **25 mm**  $\sim 1$  inch diameter, countersunk nut, with a screw-on frame of series 32\*

<b>width cm</b>	<b>7</b>	<b>12</b>	<b>18</b>
<b>width inch</b>	$\sim 2 \frac{3}{4}$	$4 \frac{3}{4}$	$7 \frac{1}{8}$
	(3907 K)	(3912 K)	(3918 K)

### Grooved roller <

all-polyamide roller, **14 mm**  $\sim \frac{5}{8}$  inch diameter, on nickel-plated frame, 5 mm  $\sim \frac{13}{64}$  inch diameter, secured by a nut M5

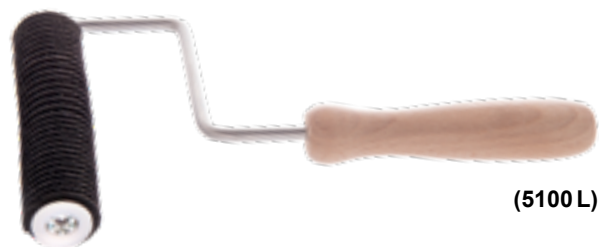
<b>width mm</b>	<b>100</b>
	(5100 K)

\* see page 7, extension possible with extension pole, also page 7.

## Laminating roller

30 mm ~1 <sup>3</sup>/<sub>16</sub> inch diameter, with black nylon bristles, spirally wound up, with nickel-plated one-sided frame, 5 mm ~<sup>13</sup>/<sub>64</sub> inch diameter, round wooden grip

width mm 100  
width inch ~4  
(5100 L)



(5100 L)

## Laminating roller

perlon bristles, 50 mm ~ 2 inch diameter, one-sided nickel-plated frame with wooden grip

width cm 18  
width inch 7 <sup>1</sup>/<sub>8</sub>  
(3918 L)




(3918 L)

## Grooved roller <

aluminium tube grooved lengthwise 21 mm ~<sup>13</sup>/<sub>16</sub> inch diameter, complete with 6 mm ~<sup>1</sup>/<sub>4</sub> inch diameter frame, secured by a M6 nut

width mm	100	150	180
width inch	~4	6	7 <sup>1</sup> / <sub>8</sub>
	(5100 A)	(5150 A)	(5180 A)

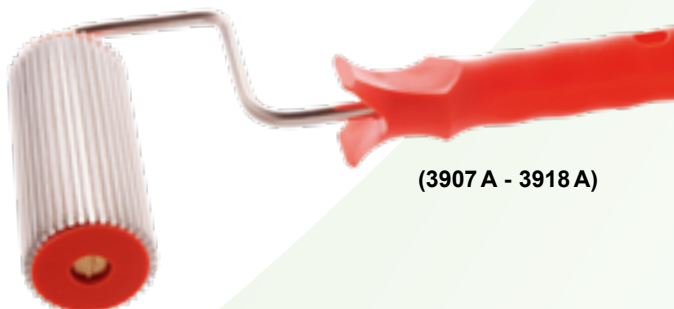


(5100 A - 5180 A)

## Lamination roller <


aluminium tube grooved lengthwise, 50 mm ~2 inch diameter, secured with M8 countersunk nut, complete with a screw-on frame of series 32\*

width cm	7 cm	12 cm	18 cm
width inch	~2 <sup>3</sup> / <sub>4</sub>	4 <sup>3</sup> / <sub>4</sub>	7 <sup>1</sup> / <sub>8</sub>
	(3907 A)	(3912 A)	(3918 A)



(3907 A - 3918 A)


On demand, grooved, disc and airing rollers can be made in any size and design within a short time to fit your model



Mini disc roller <

small **smooth** metal discs, **15 mm**  $\sim \frac{5}{8}$  inch diameter, on nickel-plated one-sided frame, 5 mm  $\sim \frac{13}{64}$  inch diameter, flared disc, secured by a nut M5, round wooden grip


width mm	60	100
width inch	$\sim 2 \frac{3}{8}$	4
	(5060 R)	(5100 R)



Mini disc roller <

small **serrated** metal discs, **18 mm**  $\sim \frac{23}{32}$  inch diameter, on a nickel-plated one-sided frame, 5 mm  $\sim \frac{13}{64}$  inch diameter, flared disc, secured by a nut M5, round wooden grip

width mm	60	100
width inch	$\sim 2 \frac{3}{8}$	4
	(5060 RZ)	(5100 RZ)



Metal Disc roller <

loose metal discs with a diameter of **40 mm**  $\sim 1 \frac{5}{8}$  inch and flared outer disc to cover up the nut, complete with a screw-on frame of series 32\*

width cm	7	12	18	25
width inch	$\sim 2 \frac{3}{4}$	4 $\frac{3}{4}$	7 $\frac{1}{8}$	10
	(3907 M)	(3912 M)	(3918 M)	(3925 M)



Disc roller <

loose discs made of Hostalen, **34 mm**  $\sim 1 \frac{3}{8}$  inch diameter, complete with screw handle of series 32\*

width cm	7 cm	12 cm	18 cm
width inch	$\sim 2 \frac{3}{4}$	4 $\frac{3}{4}$	7 $\frac{1}{8}$
	(3907 KK)	(3912 KK)	(3918 KK)

loose discs made of Hostalen, **48 mm**  $\sim 1 \frac{7}{8}$  inch diameter, complete with screw handle of series 32\*

width cm	7 cm	12 cm	18 cm
width inch	$\sim 2 \frac{3}{4}$	4 $\frac{3}{4}$	7 $\frac{1}{8}$
	(3907 KG)	(3912 KG)	(3918 KG)

## Mini grooved roller <

made of teflon (PTFE), fitted to one-sided nickel-plated frame  
4 mm  $\sim \frac{5}{32}$  inch diameter, secured by a slotted cap nut M4

### Roller diameter 8 mm

Roller	width	diameter
40 mm	8 mm (4408 TL)	
$\sim 1 \frac{5}{8}$ inch	$\frac{5}{16}$ inch	
80 mm	8 mm (4808 TL)	
$\sim 3 \frac{1}{8}$ inch	$\frac{5}{16}$ inch	

### Roller diameter 10 mm

as above, but with frame 5 mm diameter  $\sim \frac{13}{64}$  inch,  
secured by a slotted cap M5

Roller	width	diameter
40 mm	10 mm (5041 TL)	
$\sim 1 \frac{5}{8}$ inch	$\frac{3}{8}$ inch	
60 mm	10 mm (5061 TL)	
$\sim 2 \frac{3}{8}$ inch	$\frac{3}{8}$ inch	
100 mm	10 mm (5101 TL)	
$\sim 4$ inch	$\frac{3}{8}$ inch	

### Roller diameter 15 mm

as above, but with frame 5 mm diameter  $\sim \frac{13}{64}$  inch,  
secured by a slotted cap M5

Roller	width	diameter
30 mm	15 mm (5030 TL)	
$\sim 1 \frac{3}{16}$ inch	$\frac{5}{8}$ inch	
40 mm	15 mm (5040 TL)	
$\sim 1 \frac{5}{8}$ inch	$\frac{5}{8}$ inch	
60 mm	15 mm (5060 TL)	
$\sim 2 \frac{3}{8}$ inch	$\frac{5}{8}$ inch	
80 mm	15 mm (5080 TL)	
$\sim 3 \frac{1}{8}$ inch	$\frac{5}{8}$ inch	
100 mm	15 mm (5100 TL)	
$\sim 4$ inch	$\frac{5}{8}$ inch	







(1593 TL)

## Corner airing roller <

### (1593 TL) <

TEFLON body, 50 mm ~2 inch diameter, **6 mm** ~1/4 inch wide, 90 degrees diameter, with frame of 6 mm ~1/4 inch diameter, total length 35 cm ~14 inch, **1 groove**



(1591 TL)

### (1591 TL) <

TEFLON body, 50 mm ~2 inch diameter, **12 mm** ~1/2 inch wide, 90 degrees, with frame of 6 mm ~1/4 inch diameter, total length 35 cm ~14 inch, **3 grooves**



(1590 + 1590 TL)

### (1590 TL) <

TEFLON body 50 mm ~2 inch diameter, **15 mm** ~5/8 inch wide, 90 degrees, with frame of 6 mm ~1/4 inch diameter, total length 35 cm ~14 inch, **3 grooves**

### (1590) <

as before, only made of polyamide



(1592 TL)

### (1592 TL) <

TEFLON body, 50 mm ~2 inch diameter, **25 mm** ~1 inch wide, 90 degrees, with frame of 6 mm ~1/4 inch diameter, total length 35 cm ~14 inch, **5 grooves**



(1592 TL)

### Corner airing roller (6090) <

Polyamide body, 60 mm ~2 3/8 inch diameter, 50 mm ~2 inch wide, 90 degrees, with frame of 6 mm ~1/4 inch thick and 40 cm ~16 inch long, **9 grooves**, length approx. 46 cm 18 1/8 inch



(6090)

### Metal disc roller (5090M) <

with 4 metal discs, 50 mm ~2 inch diameter, with frame of 6 mm ~1/4 inch diameter, total length 35 cm ~14 inch



(5090 M)

### Grooved roller (5014TL) <

TEFLON body 48 mm ~1 7/8 inch diameter, 10 mm ~3/8 inch wide with frame of 5 mm ~13/64 inch diameter, total length 35 cm ~14 inch, **3 grooves**



(5014 TL)



(5014 TL)

## Airing Rollers



Flexible in  
all directions!

For producing  
glass-fiber reinforced  
plastics by hand lay-up  
laminating we offer  
you rollers with most  
mobility:

### Spring roller


with flexible spring made of stainless steel in 2 types and 2 widths.  
They will be delivered with a bow 6 mm  $\sim 1/4$  inch diameter and metal  
hollow grip for easy cleaning.

### Spring roller soft (3940 FL) <

soft type, with spring made of stainless steel **40 mm**  $\sim 1 \frac{1}{2}$  inch  
diameter, width of spring approx. 130 mm  $\sim 5 \frac{3}{16}$  inch

### Spring roller hard (3928 FL) <

hard type, with spring made of stainless steel **28 mm**  $\sim 1 \frac{1}{8}$  inch  
diameter, width of spring approx. 100 mm  $\sim 4$  inch



## Flexible airing roller

because of the light and soft spring made of galvanized steel curved and bowing fiber glass parts can be vented very good.

### Flexible airing roller (3909 FL) <

diameter 28 mm ~1 1/8 inch, width 95 mm ~3 3/4 inch, with galvanized steel frame, round wooden grip

### Flexible airing roller (3909 FZ) <

more flexible

diameter 28 mm ~1 1/8 inch, width 100 mm ~4 inch, with galvanized steel frame, square wooden grip



(3909 FL - 3909 FZ)

## Solar scales (2450)

to exactly weight out portions up to 50 kg.

Particularly suitable for use on building sites with its dust-proof and closed form. The solar scales is always ready for use and easy to transport, as neither adapter nor batteries are required.

Excessively absorbed energy is stored and used when the lightning conditions are poor. The adjustments are simply made with one function key.

Hold-function for saving the display as well as automatic switch off and automatic zero setting are available.

The supporting plate is about 30 x 30 cm (~11 3/4 inch x 11 3/4 inch) big and made of break-proof plastic.

up to 50 kg weight – 50 gr display partition:



## The most individual way to



### **PPW Coating trowel (288) <**

By using tooth trowels different coating heights can be applied, however they always depend on the form of the tooth blade and the angle, how the tooth blade will be hold. If the tooth trowel will be hold more oblique, the passage will be reduced through the tooth blade and the required height of coating cannot be achieved anymore.

The height of cold bitumen- or liquid plastic coating by using the PPW coating trowel (288) will be appropriated through the diameter of the discs, which will be delivered with a jagged border\*.

Unimportant is the angle in which the PPW coating trowel will be hold to the ground, the distance is always the same and so a continual height of coating is guaranteed. Even on treads or sills the position of the coating trowel doesn't have an effect on the height of coating. The filmy rubber lip is closing the fine tracks in the coating immediately without affecting the height of coating.

\*The discs are minimal bigger as the wanted coating height.

As long as the jags are not worn, the coating height can be ensured. (fig. above)

The blade of the PPW coating trowel (288) will be delivered complete with 5 discs and protection strip - but without handle. Because it is possible to equip the blade with a wooden handle or a plastic-soft-handle, on demand mounted for lefthanded- or righthanded persons.



**Coating trowel (288-\*\*) complete with wooden grip (288 H)  
and protection strip**



## coat with millimeter precision

The blade of trowel is available for following coating heights:

for 1,0 mm coating height **(288-10)**

for 1,5 mm coating height **(288-15)**

for 2,0 mm coating height **(288-20)**

for 2,5 mm coating height **(288-25)**

for 3,0 mm coating height **(288-30)**

for 3,5 mm coating height **(288-35)**

for 4,0 mm coating height **(288-40)**

for 5,0 mm coating height **(288-50)**

for 6,0 mm coating height **(288-60)**

for 7,0 mm coating height **(288-70)**



Additional the handle:


**Wooden handle (288H) <**

**Plastic-soft-handle (288K) <**



## Coating spatula (188) <

German patent



Equivalent to the PPW Coating trowel (288) on previous page it is possible to apply cold bitumen- or liquid plastic coatings with millimeter precision

The height of the coating depends on the diameter of the jagged discs underneath the spatula (see fig.). The filmy rubber lip is closing the fine tracks in the coating immediately without affecting the height of coating.

As long as the jags are not worn, the coating height can be ensured.

## Coating Spatula <

28 cm ~11 inch wide, with 5 toothed discs

- for 1,0 mm  $\sim \frac{3}{64}$  inch height of coating (188-10)
- for 1,5 mm  $\sim \frac{1}{16}$  inch height of coating (188-15)
- for 2,0 mm  $\sim \frac{5}{64}$  inch height of coating (188-20)
- for 2,5 mm  $\sim \frac{3}{32}$  inch height of coating (188-25)
- for 3,0 mm  $\sim \frac{1}{18}$  inch height of coating (188-30)
- for 3,5 mm  $\sim \frac{9}{64}$  inch height of coating (188-35)
- for 4,0 mm  $\sim \frac{13}{32}$  inch height of coating (188-40)
- for 5,0 mm  $\sim \frac{1}{2}$  inch height of coating (188-50)
- for 6,0 mm  $\sim \frac{39}{64}$  inch height of coating (188-60)
- for 7,0 mm  $\sim \frac{45}{64}$  inch height of coating (188-70)



## Mobile dispersion hoppit (175) <

### German utility model



### New Model! Even easier handling!

By means of the **mobile dispersion hoppit (175)** it is really easy to materials for floor coating e.g. liquid plastics on surfaces.

Up to now, liquid plastics have been poured from a mixing container onto the surface by two workers bending down. Due to the construction of the dispersion hoppit, it is possible for only one worker to apply up to 100 kg of the material while the second worker spreads the material with a scraper - this saves labour and is spine-friendly.

The hoppit is emptied by means of an evacuation cock, which can be operated easily from the place of mixing to the place of work.

Emptying occurs by means of an evacuation cock, which can be handled easily from the upper rim off the mobile dispersion hoppit. It is therefore possible to regulate the flow of the material.

The container is made of **solvent-resistant** polyethylene and has a maximum capacity 60 litre volume (this equates to approximately 100 kg of finished compound).

empty weight: approx. 15 kg


measurements: 75 cm ~30 inch high including lever,  
45 cm ~17 7/8 inch wide, 75 cm ~30 inch deep.



For the application of adhesives and coatings, mainly with fillers, toothed blades are particularly suited.

We offer varying types of toothed blades for different coating heights.

We supply types of toothed blades as shown on page 40 (scale 1:1). Width of the toothed blades is 280 mm ~11 inch.



(777)

## Adhesive spreader (777)

fitted with clamps to hold the exchangeable toothed blades.  
The adhesive spreader is made of aluminium and thereby light and yet stable.

width of blade 280 mm ~11 inch



(778)

## Adhesive spreader stainless steel (778) <

fitted with clamps to hold one toothed  
blade 280 mm width acc. page 36.  
Angled stainless steel plate with wooden handle.

width of blade 280 mm ~11 inch

### Tooth trowel (999) <

fitted with clamps to hold one exchangeable toothed blade.  
The trowel is made of fine polished steel, light metal support  
with oval handy, unvarnished wooden grip.

Blade size 280 x 100 mm ~11 inch x 4 inch



(999)

### (999 L) <

as above but for left-handed persons

### Large-surface scraper (656) <

fitted with clamps of **stainless steel** to hold two toothed blades.  
This scraper is delivered complete with stick holder (657),  
but it is also suitable for manual coatings.

blade length 560 mm ~22 inch









































(656)

Toothed blades see next page.



## Toothed blades <

The exchangeable toothed blades (777 E), width 280 mm ~11 inch, are available in the following shapes:

 A = B1 H 2,0 L 2,4 S 2,6	 C = B2 H 2,6 L 3,0 S 2,0	 F = A1 H 1,1 L 1,5 S 0,5	 G H 2,6 L 1,6 S 1,4
 K H 2,5 L 1,6 S 1,9	 3 = A2 H 1,3 L 1,7 S 1,4	 5 H 2,6 L 1,8 S 0,1	 7 H 4,7 L 2,8 S 0,2
 13 H 2,0 L 2,2 S 3,0	 14 = B3 H 3,2 L 3,7 S 3,3	 17 H 4,1 L 4,5 S 7,5	
 21 H 3,0 L 3,0 S 5,0	 22 H 1,4 L 1,4 S 0,6	 23 = A3 H 1,5 L 1,6 S 0,4	 24 H 2,7 L 2,3 S 3,3
 25 H 3,8 L 5,7 S 0,3	 26* = C2 H 6,0 L 6,0 S 6,0	 29 H 4,5 L 4,5 S 4,5	 30* H 4,8 L 4,5 S 6,5
 32 H 2,0 L 3,0 S 1,6	 34 H 2,0 L 2,0 S 2,0	 35 = C3 H 3,0 L 3,0 S 3,0	 36 = C1 H 4,0 L 4,0 S 4,0
 37* H 5,0 L 5,0 S 5,0	 40 = A4 H 0,7 L 1,0 S 0,4	 45 H 2,0 L 1,2 S 1,8	 46 = R1 H 3,0 L 4,0 S 1,6
 48* H 5,5 L 6,5 S 0,5	 49* = C4 H 8,0 L 8,0 S 8,0	 55 = R2 H 5,0 L 4,0 S 2,0	 61 H 1,2 L 1,7 S 0,3
 67* = S4 H 5,1 L 10,3 S 0,1	 70* H 5,8 L 4,3 S 2,4	 71* H 8,0 L 6,5 S 3,3	 78* H 6,6 L 8,2 S 0,5
 92* H 9,2 L 10,6 S 1,4	 93 = S2 H 3,4 L 4,2 S 0,1	 95* H 5,2 L 6,5 S 0,2	<b>H</b> Height of teeth in mm <b>L</b> Gap between teeth in mm <b>S</b> Width of teeth in mm

\* supplied only with one toothed edge.

All serrations shown in actual size (1:1).

The mentioned measurements depend on the manufacturing of the material and can differ insignificantly.




## Floor finish scraper (Screed scraper)

of cast aluminium, for applying and spreading liquid synthetic finishing compounds.

With the adjustable levelling ferrule made of stainless steel the coating height can be easily adjusted from 0 to 10 mm ~0 inch to  $\sim 13/32$  inch.

**(680 K)** 58 cm  $\sim 22 \frac{7}{8}$  inch width  
with 6 gliding spikes

**(680)** 80 cm  $\sim 31 \frac{1}{2}$  inch width  
with 8 gliding spikes



## Floor finish scraper (690 K) (Screed scraper)

of cast aluminium, 58 cm  $\sim 22 \frac{7}{8}$  inch wide.

Like floor finish scraper **(680 K)**, but the screwed in **curved V2A ferrule** is particularly suitable for thin fluid coating material.

Large-surface jaggy-scraper

650 mm ~26 inch wide, consisting of:

Holding device for large-surface jaggy scraper (76) <

with stick holder, of square stainless steel pipe, without blade



(76) + (76 E --)

to hold:

Large-surface jaggy blades (76 E--) <

645 mm ~25 3/8 inch wide, 100 mm ~4 inch high, made of hardened spring band steel, 0.6 mm ~1/32 inch thick:

available in serrations as shown on page 40:

Shapes on stock	05	26	40	71	A
	07	29	45	77	C
	14	30	46	78	F
	20	32	48	92	G
	21	34	49	93	
	22	35	55	95	
	23	36	61		
	25	37	67		




(76 E --)

Floor finish scraper for large surfaces (677)

width 80 cm ~32 inch, made of stainless steel, with stick holder with a diameter of 24 mm ~15/16 inch, The scraper has two adjustable runners permitting a transmitting height from 6 to 30 mm, ~15/64 inch to ~1 3/16 inch.

Spare blade (677 E)

Spare runners (677 F)



(677)



## Smoothing scraper

Large surfaces are especially easy to coat with the **smoothing scraper (7810)**. It is 1 Meter ~40 inch wide, extra robust and sharp-edged. The smoothing blade is 60 mm ~2 <sup>3</sup>/<sub>8</sub> inch high and made of **stainless steel**.

Through the runners of the height adjustment the coating height will be regulated (distance between smoothing blade and end of runners.) The maximum adjustable height is 58 mm 2 <sup>1</sup>/<sub>4</sub> inch.

The **smoothing scraper (7810)** is delivered complete with adjustable runners, smoothing blade made of stainless steel and stick holder, but **without** stick.

On request we deliver other widths of the smoothing scraper (7810).

## Smoothing scraper (7810)

### Stick for smoothing scraper (781 S)

1,50 meter ~59 inch long, 30 mm ~1 <sup>3</sup>/<sub>16</sub> diameter

## Toothed smoothing scraper

if you want to apply coatings through toothed blades on big surfaces, the toothed smoothing scraper is most suitable.

### Consisting of:

## Toothed smoothing scraper holder (7810 R)

1 Meter ~40 inch wide, complete with stick-holder, but **without** stick (781 S) and **without** toothed blade

and

## Toothed blade (7810 E--)

1 Meter ~40 inch wide, 60 mm ~2 <sup>3</sup>/<sub>8</sub> inch high made of **stainless steel**

available in all serrations as shown on page 40 shapes on stock

05	78
07	93
23	95
67	

**Toothed rubber squeegee support (59) <**

of cast aluminium, width 58 cm ~22 7/8 inch, **without** rubber blade, complete with wingscrews and clamping ferrule



(59) + (59 E --)

**Toothed rubber blade <**

8 mm ~5/16 inch thick Neopren blade, lightgrey, 58 cm ~22 7/8 inch wide. Resistant against acids and lyes. Fits toothed rubber squeegee support (59)

height mm	1	2	3	4	5	6	7
height inch	~3/64	5/64	1/8	5/32	13/64	15/64	9/32
	(59 E 01)	(59 E 02)	(59 E 03)	(59 E 04)	(59 E 05)	(59 E 06)	(59 E 07)
height mm	8	9	10	11	12	13	14
height inch	~5/16	23/64	13/32	7/16	15/32	33/64	9/16
	(59 E 08)	(59 E 09)	(59 E 10)	(59 E 11)	(59 E 12)	(59 E 13)	(59 E 14)



(59 E --)

**Rubber blade (59E00) <**

as toothed rubber blades (59E--) but **smooth**



(59 E00)

**Rubber squeegee support large (88) <**

made of cast aluminium, 80 cm ~31 1/2 inch wide, **without** rubber blade, complete with wingscrews and clamping ferrule



(88) + (88 E00)

**Rubber blade (88E00) <**

80 cm ~31 1/2 inch wide, fits to support (88) lightgrey Neopren blade, 8 mm ~5/16 inch thick, **smooth**, without teeth



## Hand tooth squeegee with stick (57) <

width 26 cm ~10 1/4 inch, with extension stick 60 cm ~24 inch long,  
without rubber blade



(57) + (57 E --)


## Toothed rubber blade <

8 mm ~5/16 thick Neopren blade, lightgrey, 26 cm ~10 1/4 inch wide.  
Resistant against acids and lyes. Fits hand toothed rubber  
squeegee with stick (57) or with wooden handle (56)

height mm	1	2	3	4	5	6	7
height inch	~3/64	5/64	1/8	5/32	13/64	15/64	9/32
	(57 E01)	(57 E02)	(57 E03)	(57 E04)	(57 E05)	(57 E06)	(57 E07)
height mm	8	9	10	11	12	13	14
height inch	~5/16	23/64	13/32	7/16	15/32	33/64	9/16
	(57 E08)	(57 E09)	(57 E10)	(57 E11)	(57 E12)	(57 E13)	(57 E14)

## Rubber blade (57 E00) <

as toothed rubber blades (57 E--) but smooth



(57 E --)




(57 E00)

## Hand toothed rubber squeegee with wooden handle (56) <

width 26 cm ~10 1/4 inch, complete with wooden grip, the grip is  
mounted with an angle of 45 degrees on the aluminium support,  
without rubber blade



(56) + (57 E --)



## Rubber wiper

in 2 models aluminium support with 4 cm  $\sim 1 \frac{9}{16}$  inch rubber blade, replaceable

	width	40 cm	60 cm
		$\sim 16$ inch	$\sim 24$ inch
black		(1714)	(1716)

light, oil resistant (1714AO) (1716AO)

**Spare rubber blade** for rubber wiper, 4 cm  $\sim 1 \frac{9}{16}$  inch high

	width	40 cm	60 cm	like (1717B) but 6 cm
		$\sim 16$ inch	$\sim 24$ inch	$\sim 2 \frac{3}{8}$ inch high
black		(1717A)	(1717B)	(1717BH)

light, oil resistant (1717AO) (1717BO)

## Foam-rubber water sweeper

metal support, double foam rubber black, 35 mm  $\sim 1 \frac{3}{8}$  inch thick

	width	45 cm	60 cm
		$\sim 18$ inch	$\sim 24$ inch
		(4645)	(4660)

metal support, double foam rubber **white**, 35 mm  $\sim 1 \frac{3}{8}$  inch thick

	width	60 cm
		$\sim 24$ inch
		(4760A)

stable wooden mounting, stick holder, double foam rubber 35 mm  $\sim 1 \frac{3}{8}$  inch thick

	width	40 cm	60 cm
		$\sim 16$ inch	$\sim 24$ inch
		(1734)	(1736)

## Spread scraper <

made of aluminium

Because of the adjustable pins that are fixed by a locknut it is possible with this scraper to fix and control the height of the floor coating up to 30 mm  $\sim 1 \frac{3}{16}$  inch, therefore the mortar can be spread evenly on the surface.

(1727) 40 cm  $\sim 16$  inch wide

(1728) 60 cm  $\sim 24$  inch wide

### Scatter tub (211)

with plastic trough, maximum filling amount 18 l, complete with 2 carrying straps



(211)

### Scoop (280) <

of aluminium, available in the following sizes:

Total length	290 mm	350 mm	400 mm
	~11 3/8 inch	~14 inch	~16 inch



(280)

### Surface scraper (655) <

width of blade 600 mm ~24 inch, height 45 mm ~1 3/4 inch, made of stainless hardened spring band steel, 0.4 mm thick ~1/64 inch thick, curved plywood handle, with holes to fit a stick holder (without stickholder)



(655)

### Stick holder (657) <

made of light metal, complete with screws and wing nuts fits scrapers (655) and (656)



(657)

### Y-Stick holder (657 Y)

strong type, made of galvanized steel, to clamp and bolt down on scraper (655) and (656), sticks with 28 mm ~1 1/8 inch diameter



(655) + (657 Y)

### Rubber scraper (4170) <

complete made of rubber, 35 cm ~13 3/4 inch wide. Soft flexible rubber blade approx. 25 mm ~1 inch high.



(4170)

## Concave tapered trowels with 15 mm radius

### (95 N) <

stainless steel blade approx. 1.0 mm  $\sim \frac{3}{64}$  inch

corner radius	15 mm	$\sim \frac{19}{32}$ inch
height skirting board	50 mm	$\sim 2$ inch
width skirting board	10 mm	$\sim \frac{13}{32}$ inch
contact length	120 mm	$\sim 4 \frac{3}{4}$ inch
width	200 mm	$\sim 7 \frac{7}{8}$ inch

### (95 R) <

stainless steel blade approx. 1.0 mm  $\sim \frac{3}{64}$  inch

corner radius	15 mm	$\sim \frac{19}{32}$ inch
height skirting board	80 mm	$\sim 3 \frac{5}{32}$ inch
width skirting board	10 mm	$\sim \frac{13}{32}$ inch
contact length	120 mm	$\sim 4 \frac{3}{4}$ inch
width	200 mm	$\sim 7 \frac{7}{8}$ inch

### (95 RK) <

stainless steel blade approx. 1.0 mm  $\sim \frac{3}{64}$  inch

corner radius	15 mm	$\sim \frac{19}{32}$ inch
height skirting board	80 mm	$\sim 3 \frac{5}{32}$ inch
width skirting board	3 mm	$\sim \frac{1}{8}$ inch
contact length	120 mm	$\sim 4 \frac{3}{4}$ inch
width	200 mm	$\sim 7 \frac{7}{8}$ inch

### (95 FN) <

stainless steel blade approx. 1.0 mm  $\sim \frac{3}{64}$  inch

corner radius	15 mm	$\sim \frac{19}{32}$ inch
height skirting board	50 mm	$\sim 2$ inch
skirting board		without
contact length	120 mm	$\sim 4 \frac{3}{4}$ inch
width	200 mm	$\sim 7 \frac{7}{8}$ inch

### (95 F) <

stainless steel blade approx. 1.0 mm  $\sim \frac{3}{64}$  inch

corner radius	15 mm	$\sim \frac{19}{32}$ inch
height skirting board	80 mm	$\sim 3 \frac{5}{32}$ inch
skirting board		without
contact length	120 mm	$\sim 4 \frac{3}{4}$ inch
width	200 mm	$\sim 7 \frac{7}{8}$ inch

### (95 FH) <

stainless steel blade approx. 1.0 mm  $\sim \frac{3}{64}$  inch

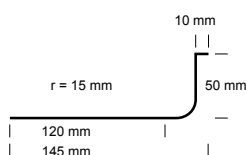
corner radius	15 mm	$\sim \frac{19}{32}$ inch
height skirting board	140 mm	$\sim 5 \frac{1}{2}$ inch
skirting board		without
contact length	120 mm	$\sim 4 \frac{3}{4}$ inch
width	200 mm	$\sim 7 \frac{7}{8}$ inch

### (95 FHD) <


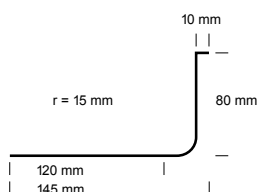
as above, but stainless steel blade approx.  
1,5 mm  $\sim \frac{1}{16}$  inch




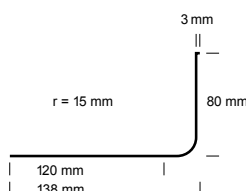
(95 N)




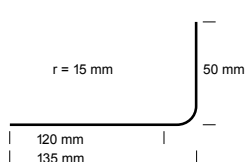
(95 R)



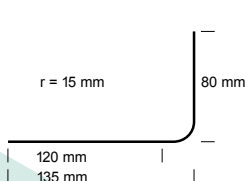
(95 RK)



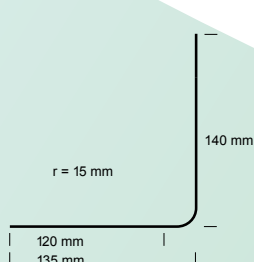
(95 FN)



(95 F)



(95 FH)

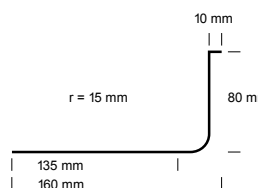


## Concave tapered corner trowel

### (95ER) <

stainless steel blade approx. 1.0 mm  $\sim \frac{3}{64}$  inch, 45 degree

corner radius	15 mm	$\sim \frac{19}{32}$ inch
height skirting board	80 mm	$\sim 3 \frac{5}{32}$ inch
width skirting board	10 mm	$\sim \frac{13}{32}$ inch
contact length	135 mm	$\sim 5 \frac{5}{16}$ inch
width	350 mm	$\sim 13 \frac{3}{4}$ inch

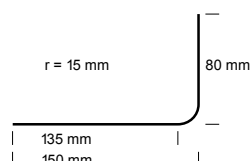


(95ER)

### (95EF) <

stainless steel blade approx. 1.0 mm  $\sim \frac{3}{64}$  inch, 45 degree

corner radius	15 mm	$\sim \frac{19}{32}$ inch
height skirting board	80 mm	$\sim 3 \frac{5}{32}$ inch
width skirting board	without	
contact length	135 mm	$\sim 5 \frac{5}{16}$ inch
width	350 mm	$\sim 13 \frac{3}{4}$ inch

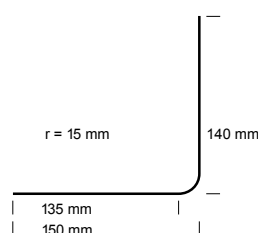


(95EF)

### (95EFH) <

stainless steel blade approx. 1.0 mm  $\sim 1 \frac{3}{64}$  inch, 45 degree

corner radius	15 mm
height skirting board	140 mm
width skirting board	without
contact length	135 mm
width	350 mm

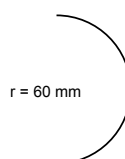


On demand all concave tapered trowels can be supplied with an aluminium handle at an extra charge.


## Round trowel (96K) <

stainless steel blade approx. 1.0 mm  $\sim \frac{3}{64}$  inch

radius	60 mm	$\sim 2 \frac{3}{8}$ inch
contact length	170 mm	$\sim 6 \frac{3}{4}$ inch



(96K)



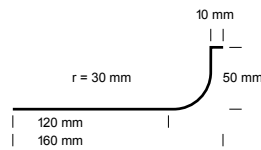



## Concave tapered trowels with 30 mm radius

### (91 N) <

stainless steel blade approx. 1.0 mm  $\sim \frac{3}{64}$  inch

corner radius	30 mm	$\sim 1 \frac{3}{16}$ inch
height skirting board	50 mm	$\sim 2$ inch
width skirting board	10 mm	$\sim \frac{13}{32}$ inch
contact length	120 mm	$\sim 4 \frac{3}{4}$ inch
width	200 mm	$\sim 7 \frac{7}{8}$ inch

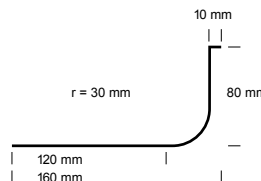



(91 N)

### (91 R) <

stainless steel blade approx. 1.0 mm  $\sim \frac{3}{64}$  inch

corner radius	30 mm	$\sim 1 \frac{3}{16}$ inch
height skirting board	80 mm	$\sim 3 \frac{5}{32}$ inch
width skirting board	10 mm	$\sim \frac{13}{32}$ inch
contact length	120 mm	$\sim 4 \frac{3}{4}$ inch
width	200 mm	$\sim 7 \frac{7}{8}$ inch

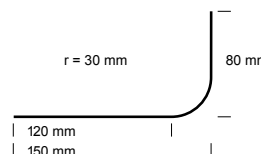


(91 R)

### (91 F) <

stainless steel blade approx. 1.0 mm  $\sim \frac{3}{64}$  inch

corner radius	30 mm	$\sim 1 \frac{3}{16}$ inch
height skirting board	80 mm	$\sim 3 \frac{5}{32}$ inch
skirting board		without
contact length	120 mm	$\sim 4 \frac{3}{4}$ inch
width	200 mm	$\sim 7 \frac{7}{8}$ inch

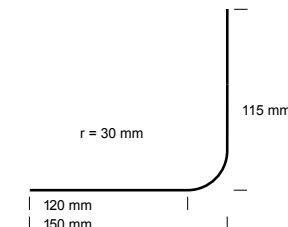


(91 F)

### (91 FH) <

stainless steel blade approx. 1.0 mm  $\sim \frac{3}{64}$  inch

corner radius	30 mm	$\sim 1 \frac{3}{16}$ inch
height skirting board	115 mm	$\sim 4 \frac{1}{2}$ inch
skirting board		without
contact length	120 mm	$\sim 4 \frac{3}{4}$ inch
width	200 mm	$\sim 7 \frac{7}{8}$ inch



(91 FH)

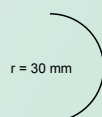


On demand all concave tapered trowels can be supplied with an aluminium handle at an extra charge.

## Round trowel (91 K) <

stainless steel blade approx. 1.0 mm  $\sim \frac{3}{64}$  inch

radius	30 mm	$\sim 1 \frac{3}{16}$ inch
contact length	170 mm	$\sim 6 \frac{3}{4}$ inch



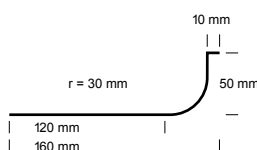
(91 K)

## Concave tapered corner trowel

### (91 EN) <

stainless steel blade approx. 1.0 mm  $\sim 3/64$  inch, 45 degree

corner radius	30 mm	$\sim 1 \frac{3}{16}$ inch
height skirting board	50 mm	$\sim 2$ inch
width skirting board	10 mm	$\sim 13/32$ inch
contact length	120 mm	$\sim 4 \frac{3}{4}$ inch
width	350 mm	$\sim 13 \frac{3}{4}$ inch

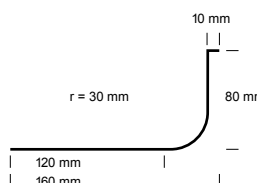


(91 EN)

### (91 ER) <

stainless steel blade approx. 1.0 mm  $\sim 3/64$  inch, 45 degree

corner radius	30 mm	$\sim 1 \frac{3}{16}$ inch
height skirting board	80 mm	$\sim 3 \frac{5}{32}$ inch
width skirting board	10 mm	$\sim 13/32$ inch
contact length	120 mm	$\sim 4 \frac{3}{4}$ inch
width	350 mm	$\sim 13 \frac{3}{4}$ inch

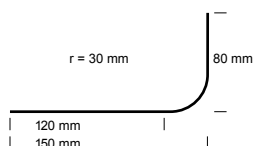


(91 ER)

### (91 EF) <

stainless steel blade approx. 1.0 mm  $\sim 3/64$  inch, 45 degree

corner radius	30 mm	$\sim 1 \frac{3}{16}$ inch
height skirting board	80 mm	$\sim 3 \frac{5}{32}$ inch
skirting board		without
contact length	120 mm	$\sim 4 \frac{3}{4}$ inch
width	350 mm	$\sim 13 \frac{3}{4}$ inch

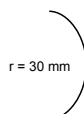


(91 EF)

## Profile trowel (91 P) <

with **curved** blade of stainless steel

radius	30 mm	$\sim 1 \frac{3}{16}$ inch
length	250 mm	$\sim 10$ inch
width	55 mm	$\sim 2 \frac{3}{16}$ inch

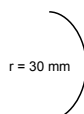


(91 P)

### (91 PS) <

with **curved** blade of stainless steel,  
ends **bevelled** on both sides

radius	30 mm	$\sim 1 \frac{3}{16}$ inch,
length	250 mm	$\sim 10$ inc
width	55 mm	$\sim 2 \frac{3}{16}$ inch




(91 PS)

## Concave tapered trowels with 50 mm radius

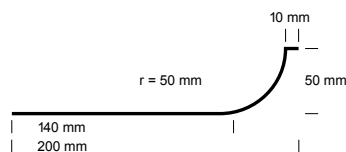
### (94 N) <

stainless steel blade approx. 1.0 mm  $\sim \frac{3}{64}$  inch

corner radius	50 mm	$\sim 2$ inch
height skirting board	50 mm	$\sim 2$ inch
width skirting board	10 mm	$\sim \frac{13}{32}$ inch
contact length	140 mm	$\sim 5 \frac{1}{2}$ inch
width	200 mm	$\sim 7 \frac{7}{8}$ inch




(94 N)



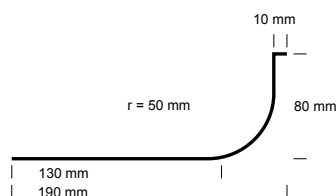
### (94 R) <

stainless steel blade approx. 1.0 mm  $\sim \frac{3}{64}$  inch

corner radius	50 mm	$\sim 2$ inch
height skirting board	80 mm	$\sim 3 \frac{5}{32}$ inch
width skirting board	10 mm	$\sim \frac{13}{32}$ inch
contact length	130 mm	$\sim 5 \frac{1}{8}$ inch
width	200 mm	$\sim 7 \frac{7}{8}$ inch




(94 R)



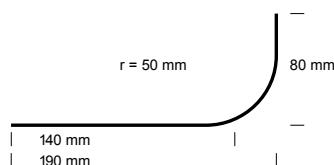
### (94 F) <

stainless steel blade approx. 1.0 mm  $\sim \frac{3}{64}$  inch

corner radius	50 mm	$\sim 2$ inch
height skirting board	80 mm	$\sim 3 \frac{5}{32}$ inch
skirting board		without
contact length	140 mm	$\sim 5 \frac{1}{2}$ inch
width	200 mm	$\sim 7 \frac{7}{8}$ inch



(94 F)



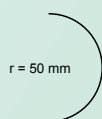
## Round trowel (94 K) <

stainless steel blade approx. 1.0 mm  $\sim \frac{3}{64}$  inch

radius	50 mm	$\sim 2$ inch
contact length	170 mm	$\sim 6 \frac{3}{4}$ inch



(94 K)

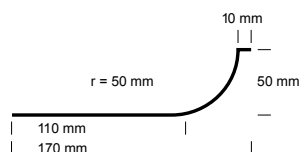


## Concave tapered corner trowel

### (94 EN) <

stainless steel blade approx. 1.0 mm  $\sim 3/64$  inch, 45 degree

corner radius	50 mm	$\sim 2$ inch
height skirting board	50 mm	$\sim 2$ inch
width skirting board	10 mm	$\sim 13/32$ inch
contact length	110 mm	$\sim 4 5/16$ inch
width	350 mm	$\sim 13 3/4$ inch

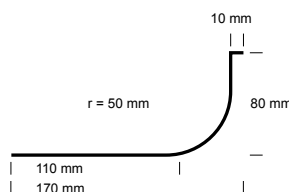


(94 EN)

### (94 ER) <

stainless steel blade approx. 1.0 mm  $\sim 3/64$  inch, 45 degree

corner radius	50 mm	$\sim 2$ inch
height skirting board	80 mm	$\sim 3 5/32$ inch
width skirting board	10 mm	$\sim 13/32$ inch
contact length	110 mm	$\sim 4 5/16$ inch
width	350 mm	$\sim 13 3/4$ inch

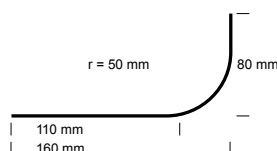


(94 ER)

### (94 EF) <

stainless steel blade approx. 1.0 mm  $\sim 3/64$  inch, 45 degree

corner radius	50 mm	$\sim 2$ inch
height skirting board	80 mm	$\sim 3 5/32$ inch
skirting board		without
contact length	110 mm	$\sim 4 5/16$ inch
width	350 mm	$\sim 13 3/4$ inch



(94 EF)


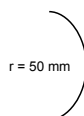


On demand all concave tapered trowels can be supplied with an aluminium handle at an extra charge.

## Profile trowel (94 P) <

with **curved** blade of stainless steel

radius	50 mm	$\sim 2$ inch
length	250 mm	$\sim 10$ inch
width	65 mm	$\sim 2 9/16$ inch

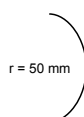


(94 P)

### (94 PS) <

with **curved** blade of stainless steel,  
ends **bevelled** on both sides

radius	50 mm	$\sim 2$ inch
length	250 mm	$\sim 10$ inch
width	65 mm	$\sim 2 9/16$ inch



(94 PS)



(422 B + 422)

## **Smoothing trowel, sword type**

**(422 B) <**

hardened and polished steel blade 80 x 115 mm  
~3 1/8 x 4 1/2 inch, thickness **0.7 mm** ~1/32 inch,  
blade length 500 mm ~20 inch, double light-metal  
support

**(422) <**

hardened and polished steel blade 80 x 115 mm  
~3 1/8 x 4 1/2 inch, thickness **1.2 mm** ~3/64 inch,  
blade length 500 mm ~20 inch, double light-metal  
support



(422 RB + 422 R)

**(422 RB) <**

**hardened stainless steel** blade 80/115 x 500 mm  
~3 1/8 inch / 4 1/2 inch x 20 inch,  
thickness **0.7 mm** ~1/32 inch,  
double light-metal support and wooden grip

**(422 R) <**

**hardened stainless steel** blade 80/115 x 500 mm  
~3 1/8 inch / 4 1/2 inch x 20 inch,  
thickness **1.0 mm** ~3/64 inch,  
double light-metal support and wooden grip



(421 + 428)

## **Swedish trowel (421) <**

hardened polished steel blade 60 x 120 mm,  
~2 3/8 inch x 4 3/4 inch, blade length 500 mm ~20 inch,  
thickness **0.7 mm** ~1/32 inch, with large grooved  
wooden handle and reinforced aluminium support

**(428) <**

hardened polished steel blade 60 x 120 mm,  
~ 2 3/8 inch x 4 3/4 inch, blade length 500 mm ~ 20 inch,  
thickness **1.1 mm** ~3/64 inch, with large grooved  
wooden handle and reinforced aluminium support



(92 K)

## **Smoothing trowel (92K) <**


of impact-resistant PVC, thickness of blade 3 mm ~1/8 inch,  
blade size 280 x 130 mm ~11 inch x 5 1/8 inch,  
light-metal support and waxed wooden grip,  
**limited resistance to solvents**



## Smoothing trowel

(424) <

**hardened stainless steel** blade,  
thickness of blade **0.7 mm**  $\sim 1/32$  inch,  
blade size 350 x 130 mm  $\sim 13 \frac{3}{4}$  inch x  $5 \frac{1}{8}$  inch,  
with extended light-metal support and waxed  
wooden grip



(427) <

**hardened stainless steel** blade,  
thickness of blade **0.7 mm**  $\sim 1/32$  inch,  
blade size 400 x 115 mm  $\sim 13 \frac{3}{4}$  x  $5 \frac{1}{8}$  inch  
with extended light-metal support and large  
grooved wooden grip

(427)

(92) <

**hardened steel** blade **0.7 mm**  $\sim 1/32$  inch thick,  
blade size 280 x 130 mm  $\sim 11$  inch x  $5 \frac{1}{8}$  inch,  
light-metal support and waxed wooden grip

(92 R) <

**hardened stainless steel** blade,  
thickness of blade **0.7 mm**  $\sim 1/32$  inch,  
blade size 280 x 130 mm  $\sim 11$  inch x  $5 \frac{1}{8}$  inch,  
light-metal support and waxed wooden grip

(92 B) <

**hardened steel** blade,  
thickness of blade **1.1 mm**  $\sim 3/64$  inch,  
blade size 280 x 130 mm  $\sim 11$  inch x  $5 \frac{1}{8}$  inch,  
with extended light-metal support and waxed  
wooden grip



(92 + 92 R)

(92 BR) <

**hardened stainless steel** blade,  
thickness of blade **1.1 mm**  $\sim 3/64$  inch,  
blade size 280 x 130 mm  $\sim 11$  inch x  $5 \frac{1}{8}$  inch,  
with light-metal support and waxed wooden grip

(93) <

**hardened stainless steel** blade,  
thickness of blade **0.7 mm**  $\sim 1/32$  inch,  
blade size 280 x 130 mm  $\sim 11$  inch x  $5 \frac{1}{8}$  inch,  
with extended light-metal support and waxed  
wooden grip



(92 B/ BR + 93)

## Flexi trowel (96 RD) <

most flexibel because of its very thin  
**0.4 mm**  $\sim 13/32$  inch, hardened **stainless**  
steel blade, with extended light-metal  
support and waxed wooden grip

## Smoothing trowel small (92 RK) <

**hardened stainless steel** blade,  
thickness of blade **0.7 mm**  $\sim 1/32$  inch,  
blade size 250 x 100 mm  $\sim 10$  inch x 4 inch,  
light-metal support and waxed wooden grip



(96 RD)



(92 RK)

### **Circular trowel (425) <**

hardened and polished blade of **stainless steel**,  
with a round and conical shape,  
thickness of blade **0.7 mm**  $\sim 1/32$  inch,  
with light-metal support and wooden grip,  
Size 80/100 x 280 mm  $\sim 3 \frac{1}{8}$  inch/4 inch x 11 inch



(425)

(423)

### **Pointed trowel (423) <**

hardened and polished blade of **stainless steel**,  
with a pointed and conical shape,  
thickness of blade **0.7 mm**  $\sim 1/32$  inch,  
with light-metal support and wooden grip,  
Size 90/100 x 280 mm  $\sim 3 \frac{35}{64}$  inch/4 inch x 11 inch



(426)

### **Flooring trowel (426) <**

with rounded blade on both sides,  
made of **stainless steel**,  
Size 425 x 125 mm  $\sim 17$  inch x 5 inch  
blade thickness **1.0 mm**  $\sim 3/64$  inch with  
large grooved wooden handle and  
reinforced aluminium prop

### **Smoothing trowel for large surfaces (420) <**

hardened and polished steel blade,  
compact wooden grip,  
blade thickness **1.1 mm**  $\sim 3/64$  inch  
Size 500 x 130 mm  $\sim 20$  inch x 5  $\frac{1}{8}$  inch

#### **(420 R) <**

**hardened stainless steel blade**,  
compact wooden grip,  
blade thickness **1.0 mm**  $\sim 3/64$  inch  
Size 500 x 130 mm  $\sim 20$  inch x 5  $\frac{1}{8}$  inch

(420)

(420 R)

## Plaster spatula (404 R) <

blade of stainless steel

width mm	40	60	80
width inch	~1 <sup>5</sup> / <sub>8</sub>	2 <sup>3</sup> / <sub>8</sub>	3 <sup>1</sup> / <sub>8</sub>



(404 R)

## Trowel, French type (411 R) <

so-called "cat's tongue". Blade of stainless steel

Blade length 140 mm ~5 <sup>1</sup>/<sub>2</sub> inch



(411 R)

## Trowel, Bern type (409 R) <

blade of stainless steel

Blade length mm	120	140
Blade length inch	~4 <sup>3</sup> / <sub>4</sub>	5 <sup>1</sup> / <sub>2</sub>



(409 R)

## Plaster trowel (408 R) <

blade of stainless steel

Blade length mm	160	180
Blade length inch	~6 <sup>1</sup> / <sub>4</sub>	7 <sup>1</sup> / <sub>8</sub>



(408 R)

## Tongue trowel (181) <

forged out of a single piece of steel, bright polished

Blade length 170 mm ~6 <sup>3</sup>/<sub>4</sub> inch



(181)

## Joint trowel <

with bright polished flexible stainless steel blade

width mm	8	10	12	14
width inch	<sup>5</sup> / <sub>16</sub>	<sup>13</sup> / <sub>32</sub>	<sup>1</sup> / <sub>2</sub>	<sup>9</sup> / <sub>16</sub>
	(66 R-08)	(66 R-10)	(66 R-12)	(66 R-14)



(66 R)

### **Corner trowel for outer corners (402 A) <**

for sharp corners, blade approx. 1.0 mm  $\sim \frac{3}{64}$  inch thick, stainless steel

size: 60 x 80 mm  $\sim 2 \frac{3}{8}$  inch x  $3 \frac{5}{32}$  inch



(402 A)

(402 B)

### **Corner trowel for inner corners (402 B) <**

for sharp corners, blade approx. 1.0 mm  $\sim \frac{3}{64}$  inch thick, stainless steel

size: 60 x 80 mm  $\sim 2 \frac{3}{8}$  inch x  $3 \frac{5}{32}$  inch



(195)

### **Ixel trowel (195) <**

with a rounded and arched blade of **stainless steel**, thickness 1.2 mm  $\sim \frac{3}{64}$  inch, blade length 260 mm  $\sim 10 \frac{1}{4}$  inch, width 60 mm  $\sim 2 \frac{3}{8}$  inch



(3802)

### **POLYPLAN Spiked prop (3802) <**

with unlaquered wooden handle, made of aluminium, 100 x 200 mm  $\sim 4$  inch x 8 inch, 8 mm  $\sim \frac{5}{16}$  inch thick, with 4 spikes



**Force stirrer (3763)**

especially suitable for mixing and stirring two-component resins such as epoxy, polyester and acrylic resins etc.

compound quantity	Ø mm inch	length mm inch	round shaft Ø mm inch
up to 10 kg	85 ~3 3/8	430 ~17	10 ~13/32




(3763)

**Mixing propeller <**

particularly suitable to mix two-component plastics and foams, etc. suitable for any drilling machine.  
 Total length approx. 350 mm 13 3/4 inch

Ø approx.	45 mm ~1 3/4 inch	70 mm 2 3/4 inch	85 mm 3 3/8 inch
shaft Ø round	6 mm ~1/4 inch (3861)	6 mm ~1/4 inch (3862)	8 mm 5/16 inch (3863)




(3861 - 3863)

**Winged mixer for barrels (3720)**


fits any large barrel plug hole of 55 mm ~2 3/16 inch diameter.  
 The wings open automatically by centrifugal force.

total diameter	220 mm ~8 5/8 inch	~8 5/8 inch
total length	1050 mm ~41 3/8 inch	~41 3/8 inch
shaft Ø round	10 mm ~13/32 inch	~13/32 inch



(3720)





(1804)

**Can stirrer (1804) <**

to stir two-component putties and resins in cans.  
To be clamped into a slow-speed drilling machine.  
10 mm  $\sim 13/32$  inch, round shaft galvanized

total length	580 mm	$\sim 22 \frac{7}{8}$ inch
width of blade	50 mm	$\sim 2$ inch



(1807)

**Can stirrer (1807) <**

fits in even smaller openings due to its narrow blade.  
12 mm  $\sim 1/2$  inch shaft, made of **stainless steel**

total length	600 mm	$\sim 22 \frac{5}{8}$ inch
width of blade	35 mm	$\sim 1 \frac{3}{8}$ inch

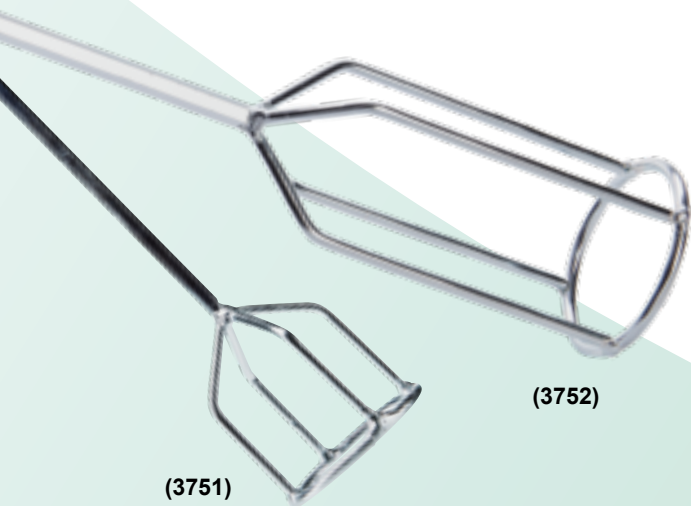


(1803)

**Cartridge stirrer (1803) <**

to stir two-component putties in cartridges.  
To be clamped into a slow-speed drilling machine.

shaft Ø round	8 mm	$\frac{5}{16}$ inch
total length	$\sim 500$ mm	$\sim 20$ inch



(3751)

(3752)

**Basket mixer <**

stands out due to its very good mixing performance even with small batches.

The basket mixer can be clamped in any standard drilling machine, which is continuously adjustable up to 400 rpm.

You can stir filling material, thick coatings, adhesives as well as highly viscous pigmented filled epoxy resins, even directly at the inner wall of the material's container.

The cleaning is especially easy.

type	compound quantity	Ø		Length		hexagonal shaft Ø	
		mm	inch	mm	inch	mm	inch
(3751)	up to 15 kg	90	$\sim 3 \frac{9}{16}$	590	$\sim 23 \frac{1}{4}$	10	$\sim 13/32$
(3752)	up to 25 kg	120	$\sim 4 \frac{3}{4}$	590	$\sim 23 \frac{1}{4}$	10	$\sim 13/32$

## Helical stirrer <

the helical stirrer is suitable for mixing and stirring filling materials, bonding agents, plasters, adhesives, fine and coarse plastics

type	compound quantity	Ø mm inch	length mm inch	hexagonal shaft Ø mm inch
(3770)	up to 5 kg	70 ~2 3/4	400 ~15 3/4	8 ~5/16
(3771)	up to 10 kg	90 ~3 35/64	400 ~15 3/4	8 ~5/16
(3773)	up to 15 kg	120 ~4 35/64	590 ~23 3/4	10 ~13/32
(3775)	up to 25 kg	135 ~5 5/16	600 ~24'	10 ~13/32



(3770 + 3771)



(3773 + 3775)

## Circular stirrer <

the circular stirrer is suitable for mixing and stirring epoxy resins, two-component materials, plastics, filling materials, bonding agents, adhesives, pastes

type	compound quantity	Ø mm inch	length mm inch	hexagonal shaft Ø mm inch
(3780)	up to 15 kg	85 ~3 3/8	400 ~15 3/4	8 ~5/16
(3781)	up to 25 kg	115 ~4 1/2	600 ~24	10 ~13/32



(3780)




(3781)

### **Spiked wheel for wheelbarrow (35) <**

So your wheelbarrow leaves no marks on fresh coatings, we supply you with the spiked wheel **(35)** made of steel, complete with 180 spikes. Outer diameter approx. 260 mm ~10 <sup>13</sup>/<sub>32</sub> inch. Loading capacity approx 100 kg.

The spiked has an axle of 100 mm ~4 inch width by default for standard wheelbarrows. If your wheelbarrow has a different axle width of the front wheel, we produce any size you require.

Both spiked feet for the supporting legs **(35 F)** of the wheelbarrow are included in the price.



## Application of floorings

### Mortar-mixing cart (2200)


The mortar-mixing cart **(2200)** is designed to mix approx. 50 kg synthetic- or mineral-bound mortar homogeneously in 2 or 3 minutes for processing.

Because of the total height, the mixing container can be emptied directly into a barrel or wheelbarrow. For this, open the draining shutter in the bottom of the mixing drum while the stirring unit is revolving and the mortar falls from the mixing drum into the barrel.

The barrel should have a maximum height of 65 cm ~25 <sup>5</sup>/<sub>8</sub> inch, for example PE barrel on page 80.

The mortar-mixing cart can easily be cleaned. Simply take the stirring unit out of the mixing drum by lifting the square driveshaft of the gear unit.

Transportation of the mortar-mixing cart is even possible in a passenger car because you can easily dismantle the legs of the cart.



### Technical data

nominal voltage	230 V / 50 Hz
nominal capacity	1.1 kW
nominal current	9.0 A
protective system	IP 54
drive of stirring unit	35 rpm

### measurements

height	105 cm	~42 inch
width	70 cm	~28 inch
length	110 cm	~44 inch

Floor-sliding case

With the floor-sliding case, synthetic- or mineral-bound mortars, quartz stones or sands are applied evenly onto concrete-screed floors.

The mortar is filled into the angled filling shaft of the floor-sliding case and slides onto the concrete floor. By pulling the bow of the floor-sliding case, an even height and width of the coating is reached. The coating height corresponds to the difference between floor and pulling ledge and can be changed up to 25 mm ~1 inch.

The floor-sliding case is made of sheet steel and has exchangeable skids.



Now even easier to transport!



width	45 cm	80 cm	exchangeable
	~18 inch	32 inch	skids
weight	15.6 kg	22.5 kg	1 pair
	(2245) <	(2280) <	(2245 K) <



## Power trowel (G50)

The power trowel G50 is used for smoothing and compressing synthetic- and mineral-bound mortars, which have been applied appropriately with the floor-sliding case (2245) or (2280) onto concrete or screed floors respectively.

The power trowel has to be set parallel upon the flooring, that is to be smoothed, while the wheel is turning. Through the rotation of the smoothing wheel and the weight of the power trowel the flooring will be evenly smoothed and compressed.

Depending on the material which should be smoothed, we deliver the wheel with soft (G50BW) or hard (G50BH) smoothing blades. By default the wheel is delivered with soft smoothing blades.

The smoothing wheel is delivered completely mounted in a separate carton, to avoid any damage to the blades.



## Power trowel (G50)

(please specify, if you want hard or soft blades)

weight 15 kg

## Spare smoothing wheel

complete with smoothing blades and attaching screw

weight 2,8 kg

diameter 480 mm

article-no. (G 50 FW) soft

article-no. (G 50 FH) hard

## Spare smoothing blade

20 blades are required 1 wheel

article-no. (G 50 BW) soft

article-no. (G 50 BH) hard



## Evacuation cock <


to evacuate viscous liquids out of barrels, container etc.,  
with different pipe G thread sizes:

of **grey cast iron**

$\frac{3}{4}$ inch (118 A)	1 $\frac{1}{2}$ inch (118 D)	2 inch (118 E)	3 inch (118 G)	4 inch (118 H)
-------------------------------	---------------------------------	-------------------	-------------------	-------------------

of **red bronze** for aggressive media, applicable for food.

$\frac{3}{4}$ inch (218 A)	1 $\frac{1}{2}$ inch (218 D)	2 inch (218 E)	3 inch (218 G)
-------------------------------	---------------------------------	-------------------	-------------------



red bronze

grey cast iron



(119 N)

## Stop cock (119 N) <

utterly tight seal through a large overlap of the ball,  
strong valve casing

Threaded peg  $\frac{3}{4}$  inch G pipe thread



(117)

## Single-use barrel cock (117) <

of **solvent-resistant** plastics,  
particularly suitable for fluid resins

Threaded peg  $\frac{3}{4}$  inch G pipe thread



(389)

## Barrel plug key (389)

forged steel, approx. 550 mm long ~22 inch,  
with squares of 14, 22, 24 and 28 mm  
( $\frac{5}{8}$  inch,  $\frac{7}{8}$  inch,  $\frac{15}{16}$  inch and  $1\frac{1}{8}$  inch),  
with ligaments for slit plugs

### Barrel tip support (3711)

for lifting, transporting, storing and filling of 200 litre barrels, with 2 guide and 2 load wheels. The barrel rests on 4 rollers and can be turned in the pouring position easily, without lever bar, but with the spring cotter to secure the lever bar. Filling height approx. 500 mm ~20 inch

width x length: 680 x 800 mm ~27 1/8 inch x 32 inch, weight 14 kg

(3711)



### Lever bar (3712)

fit the barrel tip support, with PVC handle and hook

length: 1480 mm ~58 1/4 inch, weight: 3 kg

(3712)

### Barrel cart (3713)

with supporting wheel

The barrel is held in place by a hook which can be moved freely. Solid rubber wheels with roller bearings.

width x height: 660 x 1600 mm, ~26 inch x 63 inch

loading capacity approx. 250 kg

(3713)





(74)

### Scissors of cast steel (74)

forged, with bent-up eyes, varnished black, fine-polished blades, high screw

width inch	8	10	12
------------	---	----	----



(73)

### Scissors of stainless steel (73)

the moulded-on **solvent-resistant** plastic eyes are adapted to the workers' hands and prevent marks from their fingers.

Heavy design

Total length 260 mm ~10 1/4 inch



(911)

### Professional scissors (911)

made of stainless steel, enables to cut glassfibre mats accurately.

The professional scissors can be hooked into your working clothes by the enclosed tubular and is thus always ready on hand.

Total length 260 mm 10 1/4 inch



(52)

### Universal knife (52)

with replaceable blades in the metal handle




(52 E)

### Spare blades (52 E)

trapezoidal, straight blade

10 blades = 1 package



(48)

### Mat knife (48)

stainless steel with beechwood handle, blade 7 inch long, total length 31 cm ~12 inch



(49)

### Tool knife (49)

cast steel with beechwood handle, blade 6 inch long, stainless steel 3 mm ~ 5/16 inch

## Wooden smoothing tool

for joint compounds, crescent-shaped, of hard wood,  
total length 28 cm ~11 inch

<b>Thickness mm</b>	<b>5</b>	<b>10</b>	<b>15</b>	<b>20</b>	<b>25</b>
Thickness inch	~ $\frac{13}{64}$	$\frac{13}{32}$	$\frac{5}{8}$	$\frac{3}{4}$	1
	(1810)	(1811)	(1812)	(1813)	(1814)

<b>Thickness mm</b>	<b>30</b>	<b>35</b>	<b>40</b>	<b>45</b>	<b>50</b>
Thickness inch	~ $1\frac{3}{16}$	$1\frac{3}{8}$	$1\frac{5}{8}$	$1\frac{3}{4}$	2
	(1815)	(1816)	(1817)	(1818)	(1819)

1 set (10 pieces) in a box (1820)



## Primer brush (1805) <

with bottle for fluid single-compound joint primer,  
bottle made of PE, capacity  $\frac{1}{8}$  liter, brush exchangeable

## Primer brush (1805M) <

as above but capacity of the bottle  $\frac{1}{4}$  liter

## Primer brush (1805T) <

as above but capacity of the bottle  $\frac{1}{2}$  liter

## Spare brush (1806) <




## Sealing cord applicator for joints (1822) <

with plastic hollow handle for extension

With the sealing cord applicator the appropriate sealing material  
(round cord of PE or PU) is applied without any risk of damage.

The height adjustable guide wheel enable the efficient application of the  
round cord to DIN 18540 in the required depths.

For wide joints the enclosed second wheel is fixed next to the  
first wheel (see photo).







(447)

### Epoxy joint board (447) <

with special rubber overlay 250 x 110 mm  
~9 7/8 inch x 4 11/32 inch and plastic handle



(4150)

(4160)

### Rubber smoothing surfacer <

the rubber sheet is 4 mm ~5/32 inch thick  
and inserted into a 40 mm ~1 5/8 inch thick wooden grip.

width	180 mm	280 mm
	~7 1/8 inch	11 inch
	(4150)	(4151)

### Surface filler <

made of 5 mm ~13/64 inch thick oil-resistant PERBUNAN,  
and inserted into 40 mm ~1 5/8 inch thick wooden grip.

width	180 mm	280 mm
	~7 1/8 inch	11 inch
	(4160)	(4161)



(128)

### Rust scraper (128)

heavy design, blade forged out of a single piece rivetted  
inseparably to wood handle by means of two rivets

width of blade 85 mm ~3 3/8 inch  
total length 950 mm ~37 3/8 inch



(850 + 850 E)

### Floor scraper holder (850)

width 300 mm ~12 inch, rod made of steel tube,  
varnished grey.  
Overall length 150 cm ~60 inch, without blade

### Spare scraper blade (850 E)

width 300 mm ~12 inch,  
height 115 mm ~4 1/2 inch, made of steel



## Painter's spatula (2)

machine-ground, white wooden handle rivetted inseperably to blade

width cm	2	3	4	5	6	8	10	12
width inch	~3/4	1 3/16	1 5/8	2	2 3/8	3 1/8	4	4 3/4



(2)

## Derusting spatula (7)

short, stiff, single-edged blade, flat, oval white wooden handle, rivetted

width of blade cm	5	7	10
width of blade inch	~2	2 3/4	4



(7)

## Surface smoothing spatula, Japan type (65)

with aluminium back, absolutely solvent-resistant, no rivets, 1 set = 1 piece of each width

width cm	5	8	10.5	12
width inch	2	3 1/8	4 1/8	4 3/4



(65)

## Smoothing spatula (67) <

of plastic, flexible, solvent-resistant, size of blade 120 x 80 mm ~4 3/4 inch x 3 1/8 inch, 1 mm ~3/64 inch thick



(67)

## Triangular scraper (131)

with screwed-on triangular blade of crucible cast steel, total length 25 cm ~9 7/8 inch, varnished wooden handle about 11 cm long ~4 11/32 inch, width of blade 6 cm ~2 3/8 inch



(131)

## Spare blade (131 E)

## Window scraper (852)

with hollow plastic handle of 120 mm ~4 3/4 inch length and holder for 100 mm ~4 inch wide special scraper blades. These blades are blunt on one side for crude chipping work and ground on the other side for fine cleaning work.




(852)

## Window and floor scraper (852L)

like (852) but with light-metal stick 250 mm ~10 inch long

Spare blades (853 E) for (852) and (852L)

10 blades = 1 package



(852L)



(101)

### Measuring cylinder (PP) with base <

of polypropylene, slim shape, with spout transparent, break-proof

Capacity	10 ccm (101A)	25 ccm (101B)	50 ccm (101C)	100 ccm (101D)
----------	------------------	------------------	------------------	-------------------

Capacity	250 ccm (101E)	500 ccm (101F)	1000 ccm (101G)
----------	-------------------	-------------------	--------------------




(102)

### Measuring cup (PP) with handle <

of polypropylene, with spout transparent, raised scale, blue coloured

Capacity	50 ccm (102A)	100 ccm (102B)	250 ccm (102C)	500 ccm (102D)
----------	------------------	-------------------	-------------------	-------------------

Capacity	1000 ccm (102E)	2000 ccm (102F)	3000 ccm (102G)	5000 ccm (102H)
----------	--------------------	--------------------	--------------------	--------------------



(103)

### Polythene funnel <

top Ø	75 mm ~3 inch	100 mm 4 inch	120 mm 4 3/4 inch	150 mm 6 inch
bottom Ø	10 mm ~13/32 inch (103D)	13 mm 33/64 inch (103E)	14 mm 9/16 inch (103F)	16 mm 5/8 inch (103G)

top Ø	200 mm* ~7 7/8 inch	250 mm* 9 7/8 inch	350 mm* 13 3/4 inch	400 mm 15 3/4 inch
bottom Ø	21 mm ~13/16 inch (103H)	29 mm 1 13/16 inch (103I)	31 mm 1 7/32 inch (103K)	42 mm 1 21/32 inch (103L)



(105)

### Sieve inserts (103S) <

for funnels marked \*, 50 mm ~2 inch diameter



(103S)

### Spraybottle <

made of nonrigid PE, round, transparent complete with sprayplug

Capacity	250 ml (105D)	500 ml (105E)	1000 ml (105F)
----------	------------------	------------------	-------------------

## POLYPLAN-dispenser

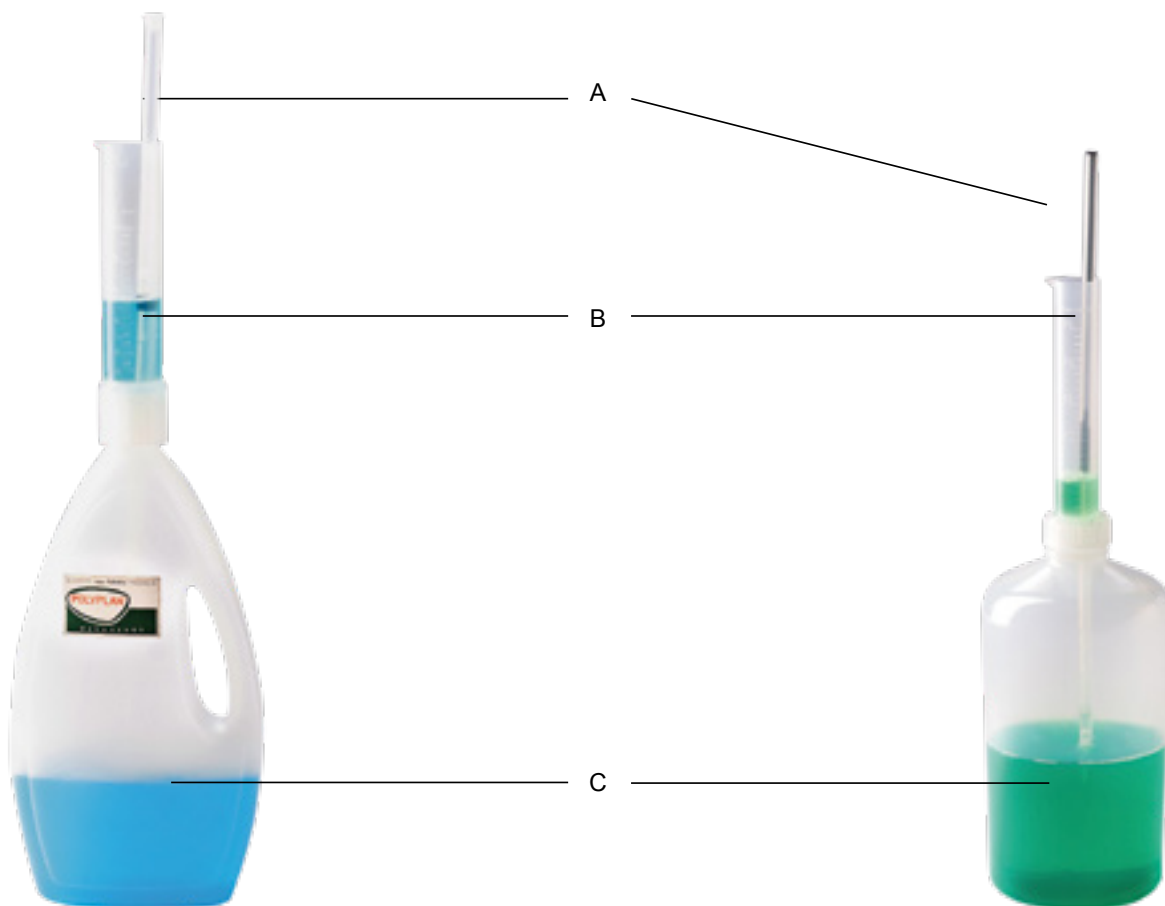
unbreakable and stable polythene (PE) material

This dispenser is suitable for quick and exact filling of hardeners and accelerators.  
Good application for mass fillings in particular because of its constant quantities.

By shifting the marking (A) the quantity to be filled can be adjusted easily.

The measuring tube B, is filling by pressing the bottle (C).

On release the excess quantity flows back into the bottle so that the desired quantity of fluid remains in the measuring tube (B). This can then be poured out.



### POLYPLAN-dispenser (100) <

including a 2.5 liter PE-bottle for filling up to 100 ccm

### POLYPLAN-dispenser (25) <

including a 1 liter PE-bottle for filling up to 25 ccm


## Wetcoating-thickness gauge (2300)

made of aluminium

By putting the the wetcoating-thickness gauge on any ground the height of the wet coating can be measured exactly.

Measuring accuracy 0 – 2000 µm.

The scales are **solvent-resistant** anodized.





(127)

### **Rubber gloves (127)**

chemical protection gloves acc. EN 374, made of Nitril easily slipped on

sizes      9                      10                      11



(3400)

### **NITRIL gloves (3400)**

with knitted trim, back of the hand not coated, dirt repellent, protects the hands against abrasion and cuts



(129)

### **One-way gloves of polyethylene foil (129)**

1 package = 100 pieces



(124 F)

### **Under gloves**

thin cotton for wearing under rubber gloves, 5 fingers

(124 F) medium

(124 M) large



(125)

### **Universal gloves (125)**

5 fingers, split leather, pulse and knuckle protection, textile gauntlet and back of the hand

### **Protective visor (8631)**

The visor is used whenever there is any danger of caustic liquids being splashed into the face.

The visor can be raised to any desired position. Quickly interchangeable plastic screen secured by means of three press studs. An adjustable elastic strap permits quick attachment of the visor to the protective helmet.

**Substitute screen (8632)**



### Flexible knee pads (4035)

made of polyethylene with incorporated antistatic cellular-rubber profile, slip-resistant profile surface on the outside, plus a rubber strap, according to DIN EN 14404



(4035)

### Knee pads (4038) <

hard-plastic cap, cellular rubber pad and stretch straps with velcro fastenings



(4038)

### Knee pads (4036) <

made of soft PUR foam in box-form, does not leave smears on the ground with elastical straps of textile (see article 4034)



(4036)

### Knee pads (4032) <

made of soft PUR foam in cup-shaped form, puncture-proof (level 2) according to DIN EN 14404



(4032)

### Knee pads (4031)

ergonomic knee pad with abrasion-proofed PU-pad at the knee. Flexible and durable elastic, however water-proof. Certificated according DIN EN 14404



(4031)

### Knee pads (4034) <

with 4 folds, of soft structural foam that cup around the knee and prevent intrusion of material, according to DIN EN 14404



(4034)

### Substitute straps (4036K)

for knee pads (4036) + (4034)

length: 315 mm ~12 <sup>3</sup>/<sub>8</sub> inch

### Substitute straps (4036L)

for knee pads (4036) + (4034)

length: 420 mm ~16 <sup>9</sup>/<sub>16</sub> inch



## **Full-vision gas mask (8721)**

with panoramic window of Polycarbonat with large field of vision. By means of the built-in inner mask the air taken in passes the window in such a way that it will not mist up.

Inhalation valve with connector, two exhalation valves laterally arranged and a voice diaphragm to allow a good communication. Its universal size fits any head form. All metal parts of NIROSTA (stainless steel). Knuckle thread connection according to EN 148-1 fitting any filter inserts.

Weight of mask 580 g

### **Accessories:**

#### **Screw-on gas protection screw filter A (8566)**

for any type of solvent vapours

protective grade A2

#### **Screw-on gas protection filter A (8580)**

incorporating fine-dust filter for any type of solvent vapours and fine dusts

protection grade A2 + P2

#### **Filter against particles hazardous to health (8530)**

protection grade P3

#### **Attachment Foil (8720 F)**

self-sealing to window shield

### **Spare parts:**

Spare window shield of Polycarbonat (8721 P)

**If you need any other filter, please ask for it!**

## **Paint sprayers' mask (8650)**

with gas protection filter insert. The half-mask consists of a soft mask body of Perbunan, two exhalation valves with ante chamber to prevent dirt accumulation from the valves, with filter insert of shock-proof plastic material.

Unless ordered differently, the mask will be supplied together with filter (8523).

Weight of complete mask 275 g

### **Accessories:**

#### **Gas protection filter insert (8523)**

incorporating fine-dust filter for any type of solvent vapours and fine dusts

protection grade A1 + P2

#### **Filter against fine dust (8524)**

metallic vapour

protection grade P2

#### **Filter against particles hazardous to health (8525)**

protection grade P3

## **Coarse dust filter of gauze (8502)**

box containing 20 pieces



(8721)



(8530)

(8566)

(8580)



(8650)



## Full-vision glasses (8618)

wide field of vision with indirect ventilation, non-fogging, easily-wearable over your normal glasses, according to EN 166



## Protective glasses with side protection (8620)

robust standard eyeglasses with the glasses of 50 mm diameter, splinter-proof. The side protection can be folded, according to EN 166



## TYVEK-overall (8200) white

TYVEK is a blend of 100 % polythene fibers and cellulose. Therefore, the overall has excellent qualities: Very light, smooth and flexible, yet enormously hard-wearing, tear-resistant in both directions, not transparent, antistatic and conditioned splash tight.

The overall has a cowl and is fitted with zip fastener and with elastic at the back.

size 2 = S

size 3 = M

size 4 = L

size 5 = XL

## Plastic apron (8230)

resistant to oil and petrol,  
100 x 120 cm ~40 inch x 48 inch



## Hood (8203)

with ruff of TYVEK, with elastic band, protects head and neck against dirt and dust

## Oversleeves (8204)

of TYVEK with elastic band

## Overshoes (8202)

of TYVEK, high design



(8200)



(8230)



(8500)

**Coarse dust filter mask (8500) <**

for protection against troublesome coarse dusts,  
flame-resistant

small box = 50 pieces



(8725)

**Fine dust filter mask FFP1 (8725) <**

for protection against harmful particles  
up to 4-times the MAC\* factor



(8730)

**Fine dust filter mask FFP2 (8730) <**

for protection against harmful, firm and liquid  
particles of reduced toxicity up to 10-times  
the MAC\* factor



(8979)

**Fine dust filter mask FFP1 (8979) <**

with exhalation valve

for protection against harmful particles  
up to 4-times the MAC\* factor



(8825)

**Fine dust filter mask FFP2 (8825) <**

with exhalation valve

for protection against harmful, firm and liquid  
particles of reduced toxicity up to 10-times  
the MAC\* factor



(9383)

**Fine dust filter mask FFP3 (9383) <**

with exhalation valve

for protection against harmful, firm and liquid  
particles of reduced toxicity up to 30-times  
the MAC\* factor

\* MAC = maximum allowable concentration

## Mixing jug (500) <

with scale, 500 ccm, made of polypropylene, flexible, transparent, **resistant to solvents**  
at minimum order-quantity of 10 pieces  
at order-quantity of 100 pieces



## Wooden scraper (1487) <

with rounded corners, size 150 x 18 mm  
~6 inch x  $2\frac{3}{32}$  inch, 2 mm  $\sim\frac{5}{16}$  inch thick

## Pasteboard cups PE-coated

250 ccm, 59 mm high (250) 100 mm  $\sim 3\frac{5}{16}$  inch top Ø  
1 box = 2000 cups 80 mm  $\sim 3\frac{1}{8}$  inch base Ø  
per 100 each


500 ccm, 85 mm high (490) 105 mm  $\sim 4\frac{1}{8}$  inch top Ø  
1 box = 1000 cups 87 mm  $\sim 3\frac{7}{16}$  inch base Ø  
per 100 each

1000 ccm, 120 mm high (990 A) 130 mm  $\sim 5\frac{1}{8}$  inch top Ø  
1 box = 500 cups 105 mm  $\sim 4\frac{1}{8}$  inch base Ø  
**solid design** per 100 each



## Beech stirring sticks <

Size		length		width		thickness	
		mm	inch	mm	inch	mm	inch
K	(1401)	230	~9	24	$\frac{15}{16}$	4	$\frac{5}{32}$
G	(1402)	300	~11 $\frac{13}{16}$	27	1 $\frac{1}{16}$	4	$\frac{5}{32}$
E	(1403)	370	~14 $\frac{3}{4}$	35	1 $\frac{3}{8}$	6	$\frac{19}{32}$
H	(1404)	450	~17 $\frac{1}{4}$	35	1 $\frac{3}{8}$	6	$\frac{19}{32}$



## Screed grinder (877)

usable especially for small surfaces.  
Will be delivered complete with grinder stone (877).  
Diameter approx. 230 mm  $\sim 9$  inch.  
With joint nozzle for adaption of a wooden stick



## Spare grinder stone (877E)

the abrasive dust concentrates in the holes and therefore the grinding affect won't be reduced as by using a flat stone.  
Diameter approx. 230 mm  $\sim 9$  inch, 40 mm  $\sim 1\frac{1}{2}$  inch high, hole approx. 30 mm  $\sim 1\frac{3}{16}$  inch





**Paint trough (70)**

for large-sized paint rollers, made from black plastic material,  
65 cm ~25 <sup>5</sup>/<sub>8</sub> inch long, 35 cm ~13 <sup>3</sup>/<sub>4</sub> inch wide, 30 cm  
~12 inch high (inside measurements), capacity 65 litres



**PE barrel <**

with two carrying handles, made of natural  
white polyethylene, conical shape

**(45)** Barrel without lid 50 liter

**(45D)** Lid for barrel 45

**(75)** Barrel without lid 75 liter

**(75D)** Lid for barrel 75

## Plastic buckets (PP)

standard	5 litres	(5)
standard	10 litres	(10)
building bucket, flat shape, strong	12 litres	(12)
rectangular bucket for rollers up to 30 cm ~12 inch	12 litres	(12E)




## Plastic paint buckets (14)

PP, with integrated scraping surface, 14 litres, size 32 x 25 cm ~12 5/8 inch x 7 7/8 inch



## Plastic bowl made of PE

Ø cm	20	24	28	32	36	40
Ø inch	~7 7/8	9 1/2	11	12 5/8	14 3/16	15 3/4
	(20)	(24)	(28)	(32)	(36)	(40)



## Pot with handle (210)

22 cm ~8 5/8 inch diameter, PE, easy to manage

## Paint trough (22)

PE, with integrated scraping surface, size 18 x 16 cm ~7 1/8 inch x 6 5/16 inch



## Paint trough (22 G)


with integrated scraping surface for roller up to 25 cm ~10 inch width, made of PE, 31 x 35 cm

## Scraper grating

with handle, galvanized corrugated wire

30 x 22 cm ~12 inch x 8 5/8 inch  
for rollers up to 18 cm ~7 1/8 inch (3318)

30 x 26 cm ~12 inch x 10 1/4 inch  
for rollers up to 25 cm ~10 inch (3325)



## Bucket (19)

robust design, made of PE, natural white, non-abrasive, 20 litre capacity






Adhesive tapes

The prices are net-prices!

It is only possible to get quantity-rebates!



(4304)

tesa masking tape (4304)

1 roll = 50 m ~55 yards  
fine crepe masking tape, moisture-proof, impregnated,  
abrasive-resistant, chamois

width mm	25	50
width inch	1	2
pack of	12 rolls	6 rolls




(4369)

easy cover (4369)

folded PE-coverfoil with pressure sensitive adhesive tape from a roll. Ideal  
masking-tape for clear-cut line, large surface covering and protection on one  
single operation. Secure protection enable a fast and unerring working.  
Through the embossed PE-coverfoil the colour does not drop. Easily and  
unproblematically removable without residues of adhesive. With **blue** adhesive  
cloth tape for in- and outside, stable towards. UV-radiation till 2 weeks.  
1 roll = 20 m ~22 yards

	width of roll
(4369.05)	550 mm ~21 <sup>5</sup> / <sub>8</sub> inch
(4369.11)	1100 mm ~3 <sup>5</sup> / <sub>16</sub> inch
(4369.18)	1800 mm ~72 inch

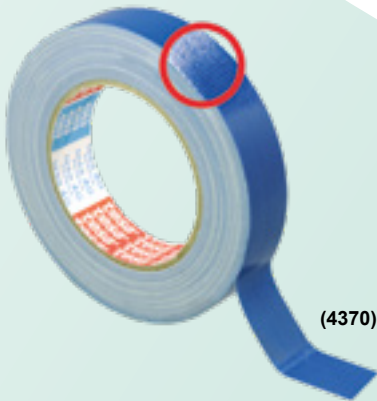


(4664)

general-purpose adhesive tape (4664)

is based on a PE-foil and mesh woven, is waterproof and  
has an excellent adhesion even on rough surfaces

colour	silver/grey
1 roll	50 m ~55 yards
width	48 mm
rolls/pack	24 rolls



(4370)

tesa masking- and building protective tape (4370)

special adhesive cloth tape for protection of valuable surfaces, especially  
for a longer paste over outside on smooth and uneven grounds. Stable towards.  
UV-radiation till 2 weeks.  
1 roll = 25 m ~28 yards

	width of roll	rolls/ pack
(4370.25)	25 mm ~1 inch	48
(4370.50)	50 mm ~2 inch	24

Subject to alteration of prices



# ORDER

To: PPW-POLYPLAN-WERKZEUGE GmbH  
 Riekbornweg 20, 22457 Hamburg

Fax-no.: 0049 - 40 - 55 97 26 65 or e-mail: ppw@polyplan.com

Invoice address:

Delivery address:

If you come from Europe, please give us your **VAT-no.**: \_\_\_\_\_

We ask for delivery of:

Article-No.	Description	Quantity

Delivery ex works Hamburg, packaging included.

Contact person: \_\_\_\_\_


Phone

Fax

e-mail

\_\_\_\_\_  
 Date / Signature

## **CATALOGUE 2018**



**Phone:** +49 (0)40 - 55 97 26 - 0

**Fax:** +49 (0)40 - 55 97 26-65

**E-Mail:** [ppw@polyplan.com](mailto:ppw@polyplan.com)

**Internet:** [www.polyplan.com](http://www.polyplan.com)

**Home address:**

**Riekbornweg 20**

**D-22457 Hamburg**

**GERMANY**

## **TOOL EQUIPMENT**